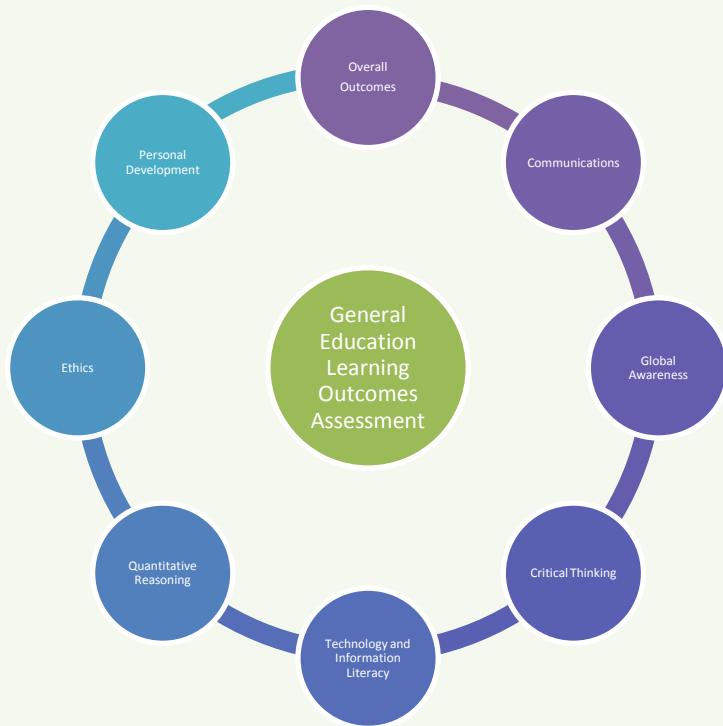


GENERAL EDUCATION LEARNING OUTCOMES ASSESSMENT: 2010-2011

Introduction

- A. Overall Measures
- B. Specific Learning Outcomes
- C. General Education Learning Outcomes Targeted for Improvement
- D. Development of General Education Learning Outcomes

Appendix Charts



Introduction

General Education outcomes at the College reflect an integration and synthesis of knowledge and skills acquired through a program of study. College faculty developed and approved seven general education learning outcomes which represent the fundamental aspects of the expected competencies of the general education core. These seven general education learning outcomes are:

Communications: Develop effective reading, writing, speaking, listening, and nonverbal communication skills for a variety of audiences.

Global Awareness: Exhibit a sense of community and be sensitive to cultural and global diversity; exercise civic responsibility; give service to others; and respect and care for our natural environment.

Critical Thinking: Evaluate arguments; separate fact and opinion; recognize points of view; understand implications and consequences, and acknowledge diverse values.

Technology and Information Literacy: Use printed materials, personal communication, observation, and technological applications to find, evaluate organize, and present information in order to achieve educational and professional success.

Quantitative Reasoning: Use college-level mathematical concepts and methods to understand, analyze, and explain issues in quantitative terms.

Ethics: Demonstrate a responsibility for personal, social, professional, educational and natural environments and make informed decisions based on those responsibilities.

Personal Development: Develop an ability to understand and manage self, adapt to change, enhance wellness, learn effectively, establish a framework for aesthetic responsiveness, and set personal and professional goals.

**PALM BEACH STATE COLLEGE
GENERAL EDUCATION LEARNING OUTCOMES ASSESSMENT**

FALL 2010-2011

Part A: General Education Learning Outcomes – Overall Measures

Institutional Measurement	How Measured	When Measured	How data are collected	Who submits data	Performance Standard or Benchmark	Results	Results Compared to Standard	Summative Evaluation	Is this Outcome Focused for Improvement?
1. CCSSE: Community College Survey of Student Engagement	Average score of 1 CCSSE Item (12a)** N= 1206	2007	CCSSE	IRE Office	Greater than or equal to the mean of other extra large colleges = 2.9	2.9	Met Standard	Met Standard	N/A
2. Success Rate in general education courses	Extracted from college data: Percentage of students who receive a grade of "C" or better in all Gen Ed Courses	2009-2010 Academic year	IRE Office	IRE Office	80%	86%	Met Standard		
3. Performance of College graduates in their first year in the State University System (%GPA >=2.5)	Accountability Report	Annually Spring, 2010	State of Florida	IRE Office	Florida System Average = 77%	76%	Slightly Below Standard		
4. Performance of College graduates in their first year in the State University System (average GPA)	Accountability Report	Annually Spring, 2010	State of Florida	IRE Office	Florida System Average = 2.95	2.92	Slightly Below Standard		

**See appendix

**PALM BEACH STATE COLLEGE
GENERAL EDUCATION LEARNING OUTCOMES ASSESSMENT**

Part B: Specific Learning Outcomes

Learning Outcome:

Communications

Develop effective reading, writing, speaking, listening, and nonverbal communication skills for a variety of audiences.

Type of Measurement	How Measured	When Measured	How data are collected	Who submits data	Performance Standard or Benchmark	Results	Results Compared to Standard	Summative Evaluation	Is this Outcome Focused for Improvement?
1. PP: Proficiency Profile	Reading Score: PP test administered in a random sample of courses where average credits earned =35. N = 326	Fall 2010	ETS	ETS	National norms provided by ETS 50 th Percentile = 117	116	Slightly Below Standard	Met Standard	YES
2. PP: Proficiency Profile	Writing Score: PP test administered in a random sample of courses where average credits earned =35. N = 326	Fall 2010	ETS	ETS	National norms provided by ETS 50 th Percentile = 113	112	Slightly Below Standard		
3. Scenario	Scenario-based Assessment: Administered in a random sample of courses where average credits earned = 35. N = 70. Graded with a 5-point Rubric.	Fall 2010	IRE Office	IRE Office	Students will achieve average score of 2.50 or higher	2.81	Met Standard		
4. Success Rate in relevant general education courses	Extracted from college data: Percentage of students who receive a grade of "C" or better in relevant* Gen Ed Courses	2009-2010 Academic Year	IRE Office	IRE Office	80%	86%	Met Standard		
5. Graduating Student Survey	Students' self- rating on Gen Ed Learning Outcome: Percentage rating 4 or 5 on a 5-point scale, where 5 is excellent. N= 1268	Dec. 2009	IRE Office	IRE Office	70%	81%	Met Standard		
6. CCSSE: Community College Survey of Student Engagement	Average score of 8 CCSSE Items (4a; 4b; 4c; 6a; 6b; 6c; 12c; 12d)** N=1206	2007	CCSSE	IRE Office	Greater than or equal to the mean of other extra large colleges	2.6	Met Standard		

**PALM BEACH STATE COLLEGE
GENERAL EDUCATION LEARNING OUTCOMES ASSESSMENT**

Type of Measurement	How Measured	When Measured	How data are collected	Who submits data	Performance Standard or Benchmark	Results	Results Compared to Standard	Summative Evaluation	Is this Outcome Focused for Improvement?
					= 2.5				
7. CLAST – College-Level Academic Skills Test -Essay	Accountability Report	Spring 2010	State of Florida	IRE Office	FL System = 99%	99%	Met Standard		
8. CLAST – College-Level Academic Skills Test -Reading	Accountability Report	Spring 2010	State of Florida	IRE Office	FL System = 99%	99%	Met Standard		
9. CLAST - College-Level Academic Skills Test -English	Accountability Report	Spring 2010	State of Florida	IRE Office	FL System = 99%	99%	Met Standard		

*Courses that contain curriculum relevant to the specific General Education outcome.

**See appendix

PALM BEACH STATE COLLEGE
GENERAL EDUCATION LEARNING OUTCOMES ASSESSMENT

Learning Outcome:

Global Awareness

Exhibit a sense of community and be sensitive to cultural and global diversity; exercise civic responsibility; give service to others; and respect and care for our natural environment.

Type of Measurement	How Measured	When Measured	How data are collected	Who submits data	Performance Standard or Benchmark	Results	Results Compared to Standard	Summative Evaluation	Is this Outcome Focused for Improvement?
1. Scenario	Scenario-based Assessment: Administered in a random sample of courses where average credits earned = 35. N = 72 . Graded with a 5-point Rubric.	Fall 2010	IRE Office	IRE Office	Students will achieve average score of 2.50 or higher	2.83	Met Standard	Met Standard	NO
2. Success Rate in relevant general education courses	Extracted from college data: Percentage of students who receive a grade of "C" or better in relevant* Gen Ed Courses	2009-2010 Academic Year	IRE Office	IRE Office	80%	86%	Met Standard		
3. Graduating Student Survey	Students' self- rating on Gen Ed Learning Outcome: Percentage rating 4 or 5 on a 5-point scale, where 5 is excellent. N= 1268	Dec. 2009	IRE Office	IRE Office	70%	71%	Met Standard		
4. CCSSE: Community College Survey of Student Engagement	Average score of 10 CCSSE Items (4f; 4g; 4h; 4i; 4s; 4t; 9c; 12h; 12k; 12m)** N=1206	2007	CCSSE	IRE Office	Greater than or equal to the mean of other extra large colleges = 2.1	2.1	Met Standard		

*Courses that contain curriculum relevant to the specific General Education outcome.

**See appendix

PALM BEACH STATE COLLEGE
GENERAL EDUCATION LEARNING OUTCOMES ASSESSMENT

Learning Outcome:
Critical Thinking

Evaluate arguments; separate fact and opinion; recognize points of view; understand implications and consequences, and acknowledge diverse values.

Type of Measurement	How Measured	When Measured	How data are collected	Who submits data	Performance Standard or Benchmark	Results	Results Compared to Standard	Summative Evaluation	Is this Outcome Focused for Improvement?
1. PP: Proficiency Profile	Critical Thinking Score: PP test administered in a random sample of courses where average credits earned = 35. N = 326	Fall 2010	ETS	ETS	National norms provided by ETS 50 th Percentile = 110	110	Met Standard	Met Standard	YES
2. Scenario	Scenario-based Assessment: Administered in a random sample of courses where average credits earned = 35. N = 72. Graded with a 5-point Rubric.	Fall 2010	IRE Office	IRE Office	Students will achieve average score of 2.50 or higher	2.69	Met Standard		
3. Success Rate in relevant general education courses	Extracted from college data: Percentage of students who receive a grade of "C" or better in relevant* Gen Ed Courses	2009-2010 Academic Year	IRE Office	IRE Office	80%	87%	Met Standard		
4. Graduating Student Survey	Students' self- rating on Gen Ed Learning Outcome: Percentage rating 4 or 5 on a 5-point scale, where 5 is excellent. N= 1268	Dec. 2009	IRE Office	IRE Office	70%	77%	Met Standard		
5. CCSSE: Community College Survey of Student Engagement	Average score of 9 CCSSE Items (4d; 4n; 4r; 5b; 5c; 5d; 5e; 5f; 12e)**	2007	CCSSE	IRE Office	Greater than or equal to the mean of other extra large colleges = 2.6	2.7	Met Standard		

*Courses that contain curriculum relevant to the specific General Education outcome.

**See appendix

**PALM BEACH STATE COLLEGE
GENERAL EDUCATION LEARNING OUTCOMES ASSESSMENT**

Learning Outcome:

Technology and Information Literacy

Use printed materials, personal communication, observation, and technological applications to find, evaluate organize, and present information in order to achieve educational and professional success.

Type of Measurement	How Measured	When Measured	How data are collected	Who submits data	Performance Standard or Benchmark	Results	Results Compared to Standard	Summary Evaluation	Is this Outcome Focused for Improvement?
1. Scenario	Scenario-based Assessment: Administered in a random sample of courses where average credits earned = 35. N = 57. Graded with a 5-point Rubric.	Fall 2010	IRE Office	IRE Office	Students will achieve average score of 2.50 or higher	3.66	Met Standard	Met Standard	NO
2. Success Rate in relevant general education courses	Extracted from college data: Percentage of students who receive a grade of "C" or better in relevant* Gen Ed Courses	2009-2010 Academic Year	IRE Office	IRE Office	80%	86%	Met Standard		
3. Graduating Student Survey	Students' self- rating on Gen Ed Learning Outcome: Percentage rating 4 or 5 on a 5-point scale, where 5 is excellent. N= 1268	Dec. 2009	IRE Office	IRE Office	70%	75%	Met Standard		
4. CCSSE: Community College Survey of Student Engagement	Average score of 4 CCSSE Items (4j; 4k; 9g; 12g)** N=1206	2007	CCSSE	IRE Office	Greater than or equal to the mean of other extra large colleges = 2.7	2.8	Met Standard		

*Courses that contain curriculum relevant to the specific General Education outcome.

**See appendix

PALM BEACH STATE COLLEGE
GENERAL EDUCATION LEARNING OUTCOMES ASSESSMENT

Learning Outcome:

Quantitative Reasoning

Use college-level mathematical concepts and methods to understand, analyze, and explain issues in quantitative terms.

Type of Measurement	How Measured	When Measured	How data are collected	Who submits data	Performance Standard or Benchmark	Results	Results Compared to Standard	Summative Evaluation	Is this Outcome Focused for Improvement?
1. PP: Proficiency Profile	Mathematics Score: PP test administered in a random sample of courses where average credits earned = 35. N = 326	Fall 2010	ETS	ETS	National norms provided by ETS 50 th Percentile = 111	111	Met Standard	Met Standard	NO
2. Scenario	Scenario-based Assessment: Administered in a random sample of courses where average credits earned = 35. N = 72. Graded with a 5-point Rubric.	Fall 2010	IRE Office	IRE Office	Students will achieve average score of 2.50 or higher	3.35	Met Standard		
3. Success Rate in relevant general education courses	Extracted from college data: Percentage of students who receive a grade of "C" or better in relevant* Gen Ed Courses	2009-2010 Academic Year	IRE Office	IRE Office	80%	84%	Met Standard		
4. Graduating Student Survey	Students' self- rating on Gen Ed Learning Outcome: Percentage rating 4 or 5 on a 5-point scale, where 5 is excellent. N= 1268	Dec. 2009	IRE Office	IRE Office	70%	72%	Met Standard		
5. CCSSE: Community College Survey of Student Engagement	Average score of 1 CCSSE Item (12f)** N=1206	2007	CCSSE	IRE Office	Greater than or equal to the mean of other extra large colleges = 2.5	2.6	Met Standard		
6. CLAST - College-Level Academic Skills Test - Math	Accountability Report	Spring 2010	State of Florida	IRE Office	FL System = 97%	98%	Met Standard		

*Courses that contain curriculum relevant to the specific General Education outcome.

**See appendix

PALM BEACH STATE COLLEGE
GENERAL EDUCATION LEARNING OUTCOMES ASSESSMENT

Learning Outcome:

Ethics

Demonstrate a responsibility for personal, social, professional, educational and natural environments and make informed decisions based on those responsibilities.

Type of Measurement	How Measured	When Measured	How data are collected	Who submits data	Performance Standard or Benchmark	Results	Results Compared to Standard	Summary Evaluation	Is this Outcome Focused for Improvement?
1. Scenario	Scenario-based Assessment: Administered in a random sample of courses where average credits earned = 35. N = 77 . Graded with a 5-point Rubric.	Fall 2010	IRE Office	IRE Office	Students will achieve average score of 2.50 or higher	3.16	Met Standard	Met Standard	NO
2. Success Rate in relevant general education courses	Extracted from college data: Percentage of students who receive a grade of "C" or better in relevant* Gen Ed Courses	2009-2010 Academic Year	IRE Office	IRE Office	80%	87%	Met Standard		
3. Graduating Student Survey	Students' self- rating on Gen Ed Learning Outcome: Percentage rating 4 or 5 on a 5-point scale, where 5 is excellent. N= 1268	Dec. 2009	IRE Office	IRE Office	70%	77%	Met Standard		
4. CCSSE: Community College Survey of Student Engagement	Average score of 1 CCSSE Item (12I)** N=1206	2007	CCSSE	IRE Office	Greater than or equal to the mean of other extra large colleges = 2.3	2.3	Met Standard		

*Courses that contain curriculum relevant to the specific General Education outcome.

**See appendix

PALM BEACH STATE COLLEGE
GENERAL EDUCATION LEARNING OUTCOMES ASSESSMENT

Learning Outcome:

Personal Development:

Develop an ability to understand and manage self, adapt to change, enhance wellness, learn effectively, establish a framework for aesthetic responsiveness, and set personal and professional goals.

Type of Measurement	How Measured	When Measured	How data are collected	Who submits data	Performance Standard or Benchmark	Results	Results Compared to Standard	Summary Evaluation	Is this Outcome Focused for Improvement?
1. Scenario	Scenario-based Assessment: Administered in a random sample of courses where average credits earned =35. N = 73. Graded with a 5-point Rubric.	Fall 2010	IRE Office	IRE Office	Students will achieve average score of 2.50 or higher	3.19	Met Standard	Met Standard	NO
2. Success Rate in relevant general education courses	Extracted from college data: Percentage of students who receive a grade of "C" or better in relevant* Gen Ed Courses	2009-2010 Academic Year	IRE Office	IRE Office	80%	87%	Met Standard		
3. Graduating Student Survey	Students' self- rating on Gen Ed Learning Outcome: Percentage rating 4 or 5 on a 5-point scale, where 5 is excellent. N= 1268	Dec. 2009	IRE Office	IRE Office	70%	80%	Met Standard		
4. CCSSE: Community College Survey of Student Engagement	Average score of 7 CCSSE Items (4p; 10c; 12b; 12i; 12j; 12n; 12o)** N=1206	2007	CCSSE	IRE Office	Greater than or equal to the mean of other extra large colleges = 2.2	2.2	Met Standard		

*Courses that contain curriculum relevant to the specific General Education outcome.

**See appendix

**PALM BEACH STATE COLLEGE
GENERAL EDUCATION LEARNING OUTCOMES ASSESSMENT**

Part C: General Education Learning Outcomes Targeted for Improvement

Targeted Learning Outcome	Results compared to Standard	Improvement Target	Use of Data for Improvement	Date of Reassessment
<i>Communication: Develop effective reading, writing, speaking, listening, and nonverbal communication skills for a variety of audiences.</i>				
<i>Critical Thinking: Evaluate arguments; separate fact and opinion; recognize points of view; understand implications and consequences, and acknowledge diverse values.</i>				

PALM BEACH STATE COLLEGE
GENERAL EDUCATION LEARNING OUTCOMES ASSESSMENT

GENERAL EDUCATION LEARNING OUTCOMES

DEVELOPMENT OF GENERAL EDUCATION LEARNING OUTCOMES

The General Education Committee drafted seven General Education learning outcomes in the spring of 2007. The outcomes were sent to all faculty with a request for comments and suggestions. The final draft was reviewed by the Executive Leadership Council, approved and appeared in the College catalog for the academic year 07 – 08. The seven General Education Learning Outcomes are:

- **Communications:** Develop effective reading, writing, speaking, listening, and nonverbal communication skills for a variety of audiences.
- **Global Awareness:** Exhibit a sense of community and be sensitive to cultural and global diversity; exercise civic responsibility; give service to others; and respect and care for our natural environment.
- **Critical Thinking:** Evaluate arguments; separate fact and opinion; recognize points of view; understand implications and consequences, and acknowledge diverse values.
- **Technology and Information Literacy:** Use printed materials, personal communication, observation, and technological applications to find, evaluate organize, and present information in order to achieve educational and professional success.
- **Quantitative Reasoning:** Use college-level mathematical concepts and methods to understand, analyze, and explain issues in quantitative terms.
- **Ethics:** Demonstrate a responsibility for personal, social, professional, educational and natural environments and make informed decisions based on those responsibilities.
- **Personal Development:** Develop an ability to understand and manage self, adapt to change, enhance wellness, learn effectively, establish a framework for aesthetic responsiveness, and set personal and professional goals.

DEVELOPMENT OF GENERAL EDUCATION LEARNING OUTCOME ASSESSMENT METHODS

The current assessment plan for General Education outcomes was developed and implemented by the General Education Assessment Committee in the 2010 – 2011 academic year. All General Education outcomes are assessed every year using a process that has three components.

The first component consists of problem-based assessment, called “Scenarios”. The scenarios were developed by the General Education Assessment Committee and continue to be refined with each implementation. The scenarios require students to respond in writing to situations that address the College’s learning outcomes. The administration of the Scenarios assessment involves the selection of a random sample of classes in which the mean number of credits completed by the students in that class exceeds 35. In this way, the probability is maximized that the students responding to the scenarios have completed most or all of their general education requirements. During the fall, 2010 administration, 22 classes were sampled with 493 students contained in that sample. The Assessment Committee graded all the scenarios with each scenario being read by two committee members. In the event that the two readers disagreed on the scoring, a third reader was brought in to resolve the discrepancy.

The second component of the assessment plan includes the administration of the ETS product, the Proficiency Profile (PP) exam. At the same time (fall 2010) that the random sample was selected for the Scenarios, 15 additional classes utilizing the same criteria were selected to administer the PP exam. A total of 351 students took the PP exam. The PP exam tests three of the College’s general education learning outcomes, specifically, Communications, Critical Thinking and Quantitative Reasoning.

PALM BEACH STATE COLLEGE
GENERAL EDUCATION LEARNING OUTCOMES ASSESSMENT

The third component of the general education assessment process is comprised of a variety of institutional data that points to student success and student achievement of the general education learning outcomes. They are:

- The College administers annually a Graduating Student Survey which asks students to self-report on how much they feel their classes at the College contributed to the growth in their learning for each general education learning outcome.
- The College Administered the Community College Survey of Student Engagement (CCSSE) which asks numerous questions related to the achievement of general education learning outcomes.
- Each year the State of Florida provides information on how well Palm Beach State students perform in their first year in the State University System. The performance of College students is compared to the Florida system with regard to grade point average.
- The completer success rate in general education courses is examined each year. Specifically, the question that is asked is what percent of Palm Beach State students received a “C” or better for the general education courses that are relevant to each of the general education learning outcomes.
- College-Level Academic Skills (CLAS) - the percent of College students who meet the State of Florida exemption requirements in the areas of quantitative reasoning and communications.

GENERAL EDUCATION OUTCOME MEASURES TARGETED FOR IMPROVEMENT

During the fall 2010 semester, the General Education Assessment Committee analyzed the assessment data from all the various sources and determined that Palm Beach State students demonstrated competency in all seven general education learning outcomes. Although the benchmarks were achieved for all of the learning outcomes, the committee determined that there were two learning outcomes for which they would like to see student learning improved: Communications and Critical Thinking.

PROCESS FOR DETERMINING THE DEVELOPMENT OF AN IMPROVEMENT PLAN

The General Education Assessment Committee discussed a large number of ways that the College might increase student success in Communications and Critical thinking. These suggestion strategies were distributed to the Academic Deans Council and the Executive Leadership Council for further discussion. The recommendations from these meetings will be shared with the remainder of the College faculty for their input. Once the suggested strategies have been refined and determined to be administratively and financially feasible, they will be implemented.

IMPLEMENTATION OF IMPROVEMENT PLAN

CURRICULUM AND PROGRAM REVISIONS

**PALM BEACH STATE COLLEGE
GENERAL EDUCATION LEARNING OUTCOMES ASSESSMENT**

APPENDIX

CCSSE Questions:

- 4a: Asked questions in class or contributed to class discussions (1=*never*, 2=*sometimes*, 3=*often*, 4=*very often*)
- 4b: Made a class presentation (1=*never*, 2=*sometimes*, 3=*often*, 4=*very often*)
- 4c: Prepared two or more drafts of a paper or assignment before turning it in. (1=*never*, 2=*sometimes*, 3=*often*, 4=*very often*)
- 4d: Worked on a paper/project that required integrating ideas/information from various sources. (1=*never*, 2=*sometimes*, 3=*often*, 4=*very often*)
- 4f: Worked with other students on projects during class. (1=*never*, 2=*sometimes*, 3=*often*, 4=*very often*)
- 4g: Worked with classmates outside of class to prepare class assignments. (1=*never*, 2=*sometimes*, 3=*often*, 4=*very often*)
- 4h: Tutored or taught other students (paid/voluntary). (1=*never*, 2=*sometimes*, 3=*often*, 4=*very often*)
- 4i: Participated in a community-based project to work on an assignment. (1=*never*, 2=*sometimes*, 3=*often*, 4=*very often*)
- 4j: Used the Internet/instant messaging to work on an assignment. (1=*never*, 2=*sometimes*, 3=*often*, 4=*very often*).
- 4k: Used email to communicate with an instructor. (1=*never*, 2=*sometimes*, 3=*often*, 4=*very often*)
- 4n: Discussed ideas from your readings or classes with instructors outside of the class. (1=*never*, 2=*sometimes*, 3=*often*, 4=*very often*)
- 4r: Discussed ideas from your readings/classes with others outside of the class. (1=*never*, 2=*sometimes*, 3=*often*, 4=*very often*)
- 4s: Had serious conversations with students of a different race/ethnicity than your own. (1=*never*, 2=*sometimes*, 3=*often*, 4=*very often*)
- 4t: Had serious conversations with students who differ from you in terms of their religious beliefs, political opinions, or personal values. (1=*never*, 2=*sometimes*, 3=*often*, 4=*very often*)
- 4p: Worked harder than you thought you could to meet an instructor's standards/expectations. (1=*never*, 2=*sometimes*, 3=*often*, 4=*very often*)
- 5b: Analyzing the basic elements of an idea, experience or theory. (1=*very little*, 2=*some*, 3=*quite a bit*, 4=*very much*)
- 5c: Synthesizing and organizing ideas, information, or experiences in new ways, (1=*very little*, 2=*some*, 3=*quite a bit*, 4=*very much*)
- 5d: Making judgments about the value/soundness of information, arguments or methods. (1=*very little*, 2=*some*, 3=*quite a bit*, 4=*very much*)
- 5e: Applying theories/concepts to practical problems or in new situations. (1=*very little*, 2=*some*, 3=*quite a bit*, 4=*very much*)
- 5f: Using information you read or heard to perform a new skill. (1=*very little*, 2=*some*, 3=*quite a bit*, 4=*very much*)
- 6a: Number of assigned textbooks, manuals, books or book-length packs of course readings (1=*none*, 2=*between 1 and 4*, 3=*between 5 and 10*, 4=*between 11 and 20*, 5=*more than 20*)
- 6b: Number of books read on your own (not assigned) for personal enjoyment or academic enrichment. (1=*none*, 2=*between 1 and 4*, 3=*between 5 and 10*, 4=*between 11 and 20*, 5=*more than 20*)
- 6c: Number of written papers or reports of any length. (1=*none*, 2=*between 1 and 4*, 3=*between 5 and 10*, 4=*between 11 and 20*, 5=*more than 20*)
- 9c: Encouraging contact among students from different economic, social and racial/ethnic backgrounds. (1=*very little*, 2=*some*, 3=*quite a bit*, 4=*very much*)
- 9g: Using computers in academic work. (1=*very little*, 2=*some*, 3=*quite a bit*, 4=*very much*)
- 10c: Participating in college-sponsored activities. (1=*none*, 2=*between 1 and 4*, 3=*between 5 and 10*, 4=*between 11 and 20*, 5=*more than 20*)
- 12a: Acquiring a broad general education. (1=*very little*, 2=*some*, 3=*quite a bit*, 4=*very much*)
- 12b: Acquiring job/work-related knowledge and skills. (1=*very little*, 2=*some*, 3=*quite a bit*, 4=*very much*)
- 12c: Writing clearly and effectively. (1=*very little*, 2=*some*, 3=*quite a bit*, 4=*very much*)
- 12d: Speaking clearly and effectively. (1=*very little*, 2=*some*, 3=*quite a bit*, 4=*very much*)

PALM BEACH STATE COLLEGE
GENERAL EDUCATION LEARNING OUTCOMES ASSESSMENT

- 12e: Thinking critically and analytically. *(1=very little, 2=some, 3=quite a bit, 4=very much)*
- 12f: Solving numerical problems. *(1=very little, 2= some, 3=quite a bit, 4= very much)*
- 12g: Using computing and information technology. *(1=very little, 2= some, 3=quite a bit, 4= very much)*
- 12h: Working effectively with others. *(1=very little, 2=some, 3=quite a bit, 4=very much)*
- 12i: Learning effectively on your own. *(1=very little, 2=some, 3=quite a bit, 4=very much)*
- 12j: Understanding yourself. *(1=very little, 2=some, 3=quite a bit, 4=very much)*
- 12k: Understanding people of other racial/ethnic backgrounds. *.(1=very little, 2=some, 3=quite a bit, 4=very much)*
- 12l: Developing a personal code of values and ethics. *(1=very little, 2= some, 3=quite a bit, 4= very much)*
- 12m: Contributing to the welfare of your community. *(1=very little, 2=some, 3=quite a bit, 4=very much)*
- 12n: Developing clearer career goals. *(1=very little, 2=some, 3=quite a bit, 4=very much)*
- 12o: Gaining information about career opportunities. *(1=very little, 2=some, 3=quite a bit, 4=very much)*

PALM BEACH STATE COLLEGE
GENERAL EDUCATION LEARNING OUTCOMES ASSESSMENT

CHARTS

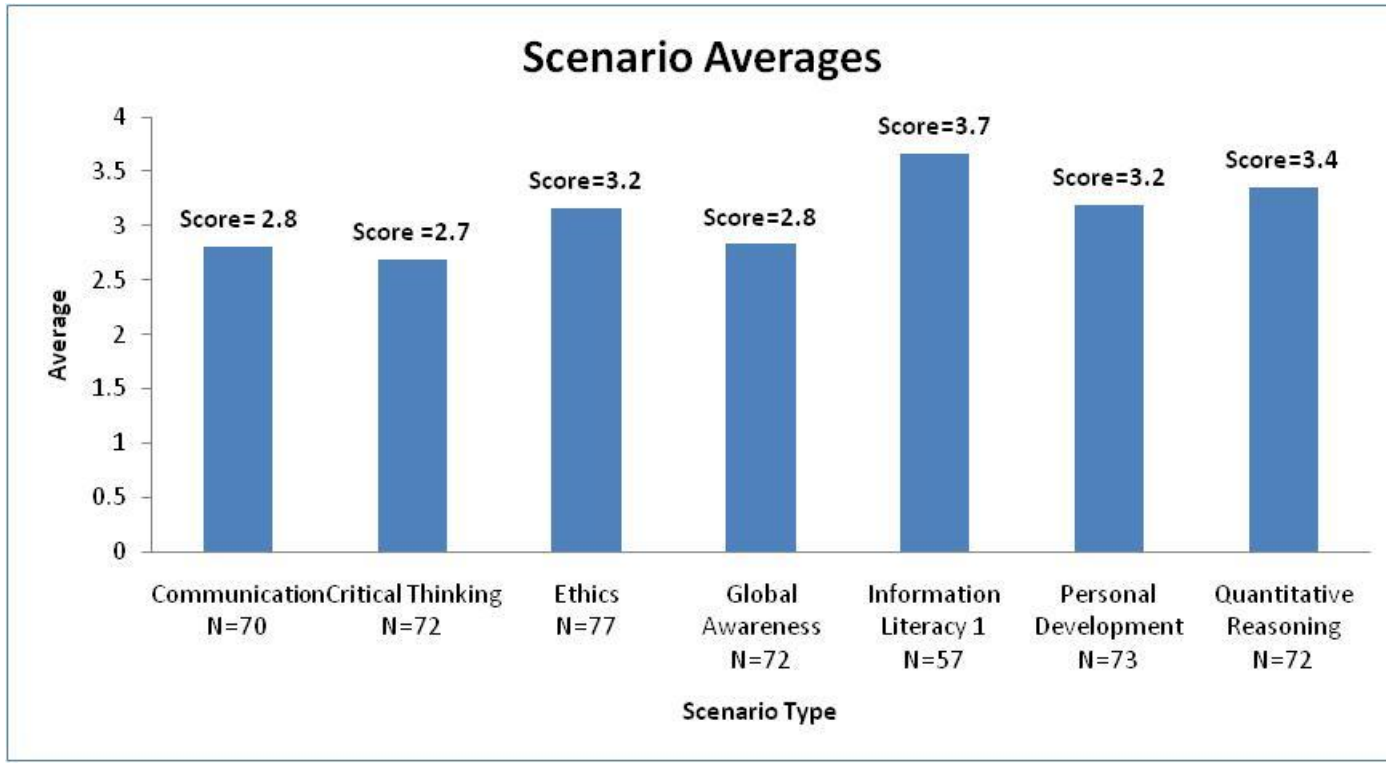
FALL 2010

Total Count (N)

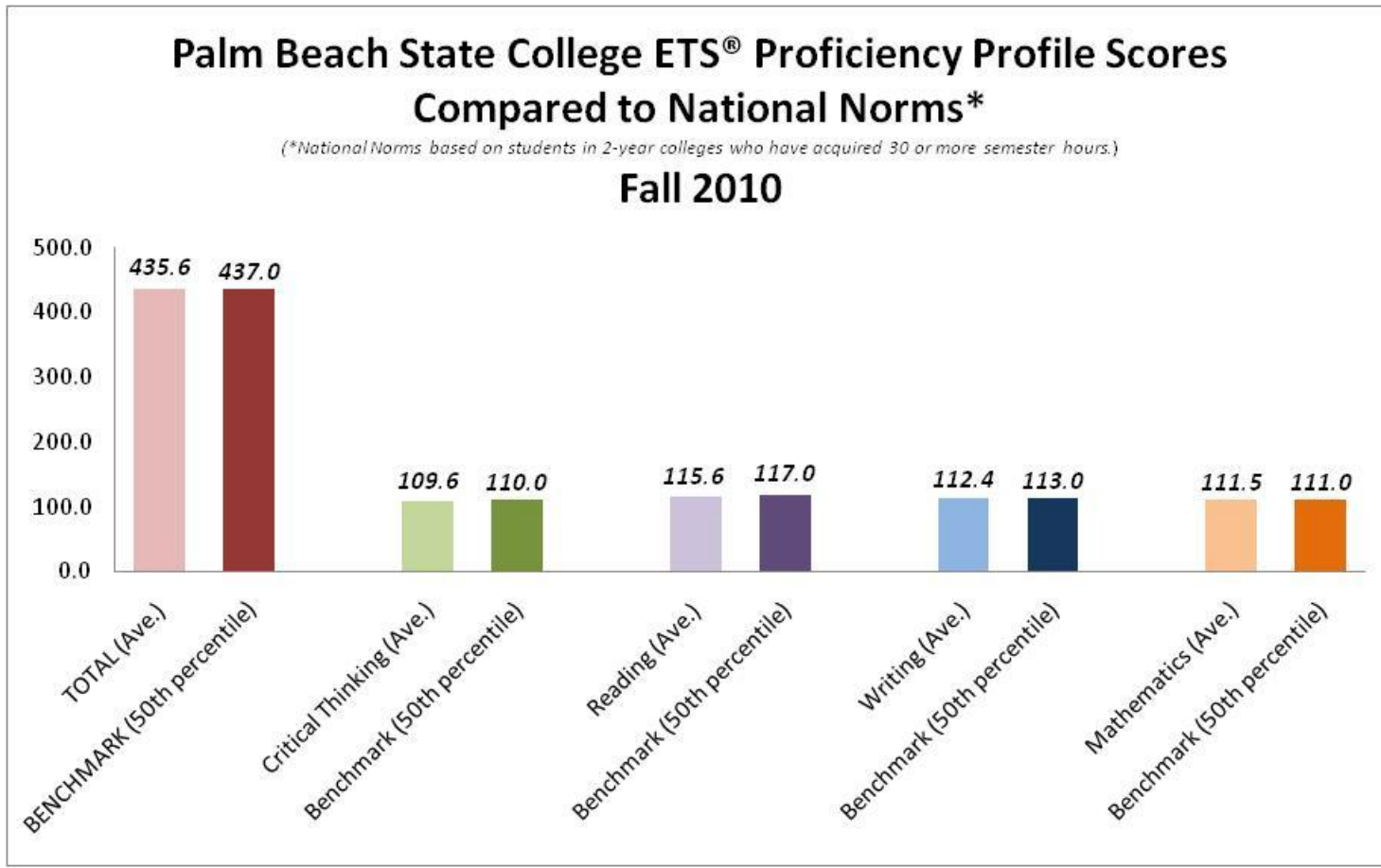
Scenarios: **493**

Proficiency Profile

Exam: **351**

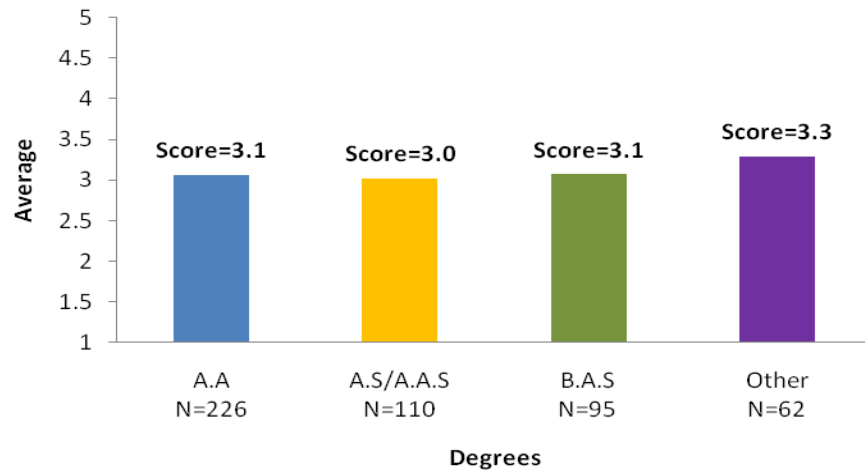


PALM BEACH STATE COLLEGE
GENERAL EDUCATION LEARNING OUTCOMES ASSESSMENT

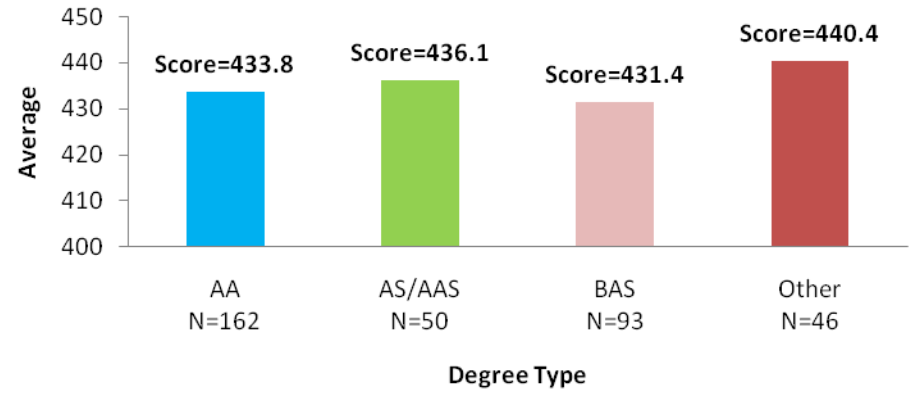


PALM BEACH STATE COLLEGE
GENERAL EDUCATION LEARNING OUTCOMES ASSESSMENT

Scenario Averages by Degree



Proficiency Profile Averages by Degree



PALM BEACH STATE COLLEGE
GENERAL EDUCATION LEARNING OUTCOMES ASSESSMENT

