



# Immigration's Impact on Florida and the U.S.

Alex Stepick, Ph.D.

Director, Immigration & Ethnicity Institute

Professor of Anthropology & Sociology


Florida International University

Miami , Florida

Stepick@fiu.edu



# What Are the Facts about Immigration?



# Immigration Has Become Extraordinarily Contentious

- "Would you say that immigration helps the United States more than it hurts it, or immigration hurts the United States more than it helps it?"
  - Hurts more than helps 52%
  - Help more than hurts 39%
  - Unsure 9%



NBC Dec 14-17, 2007, 1,008 adults  
nationwide

# Problem for a long time

- Just ask any Native American
- Once I thought to write a history of the immigrants in America. Then I discovered that the immigrants *were* American history.” --Oscar Handlin
- Cyclical in response to economic downturns
  - 1904 border patrol to stop Asians entering from Mexico
  - 1914
  - 1930s Depression
  - 1953 Operation Wetback
  - 1973 OPEC creates “illegal aliens”



# Which of the following was born in the U.S.?



- Madeleine Albright, former U.S. Secretary of State



- Andrew Grove, founder Intel Corporation



- Jennifer Lopez, actor, musician

- Gene Simmons, rock musician, Kiss

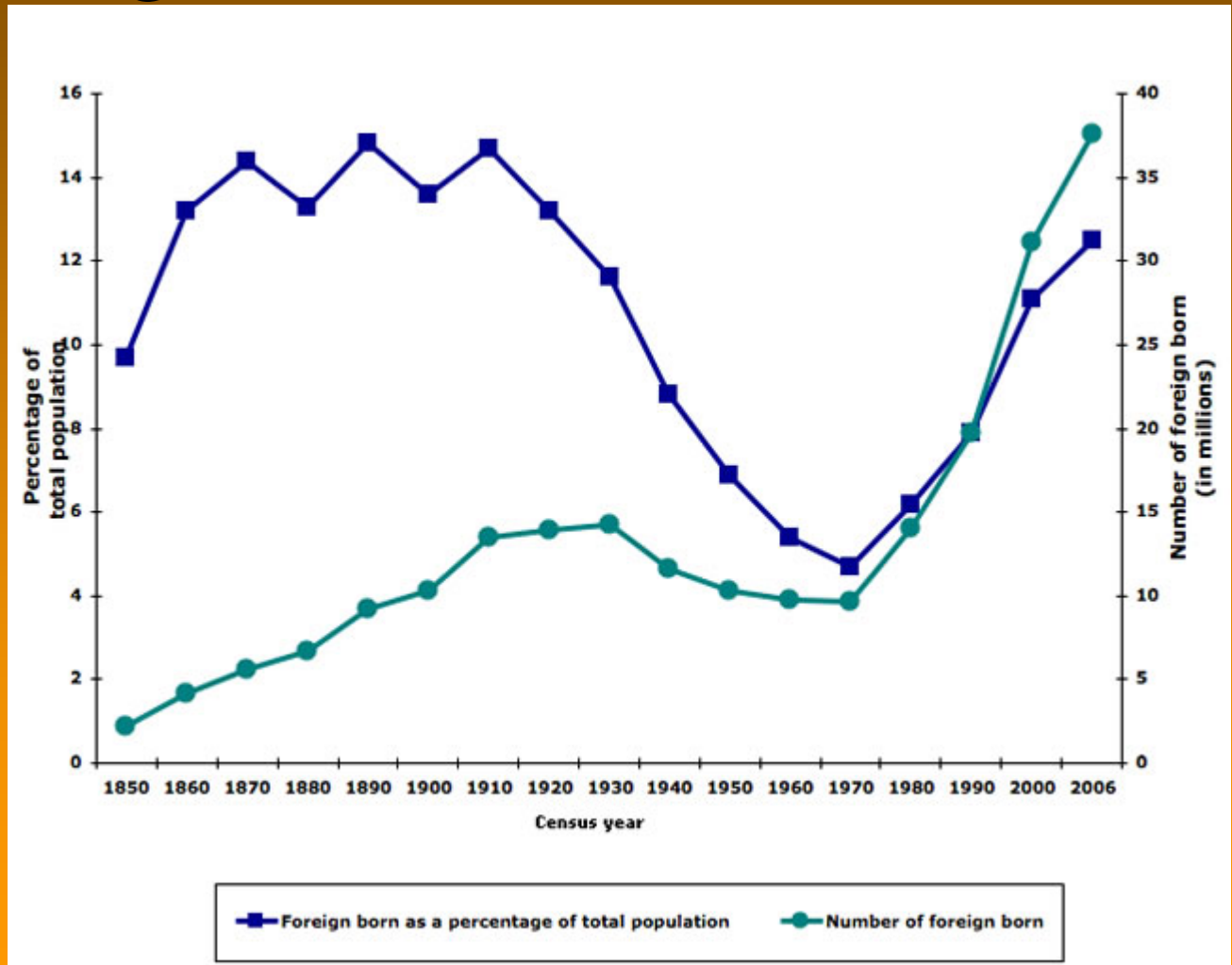


- Patrick Ewing, basketball player, NY Knicks



# Immigration & the US

- US has about 20% of world's total immigrants
  - 190 Million worldwide
  - Russian Federation 2<sup>nd</sup> most
- Nevertheless, largest ever in **absolute** numbers, approximately 36 Million
- But not largest **percentage**
  - United Arab Republics has over 70%





# Illegals/Undocumented

- About 25% of total immigration
- How many from Mexico?  
55-60%
- 50,000 Irish
- 500,000 other Europeans
- About 40% enter legally as students, tourists, on business
- Most arrive on commercial carriers or come across Canadian border
- 9/11 hijackers entered legally

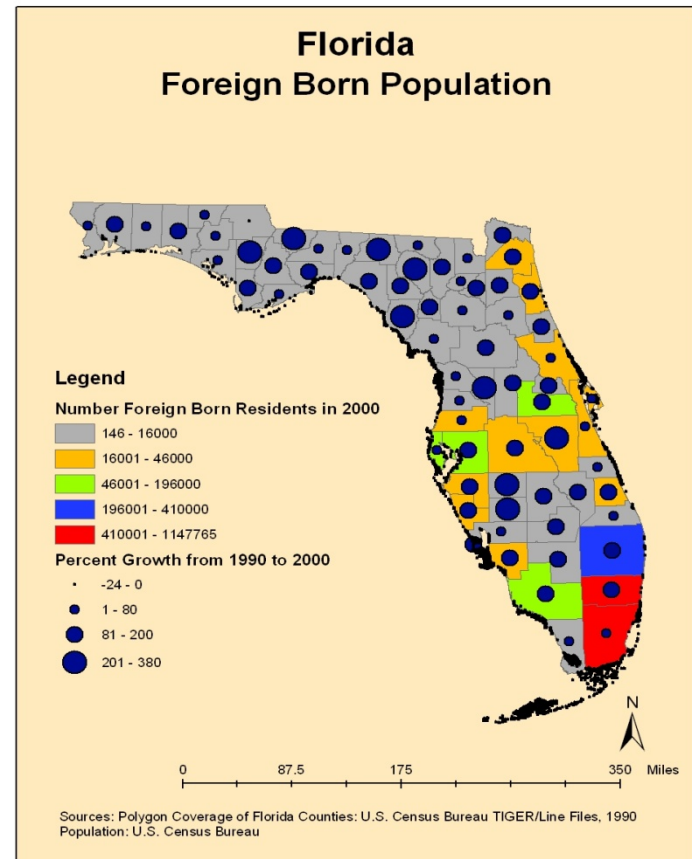
# The US has never “controlled” its borders

- Until 1918 passports not required to enter U.S.
- Fence on US-Mexico border has led to **more** permanent immigrants



# Florida's Foreign-Born

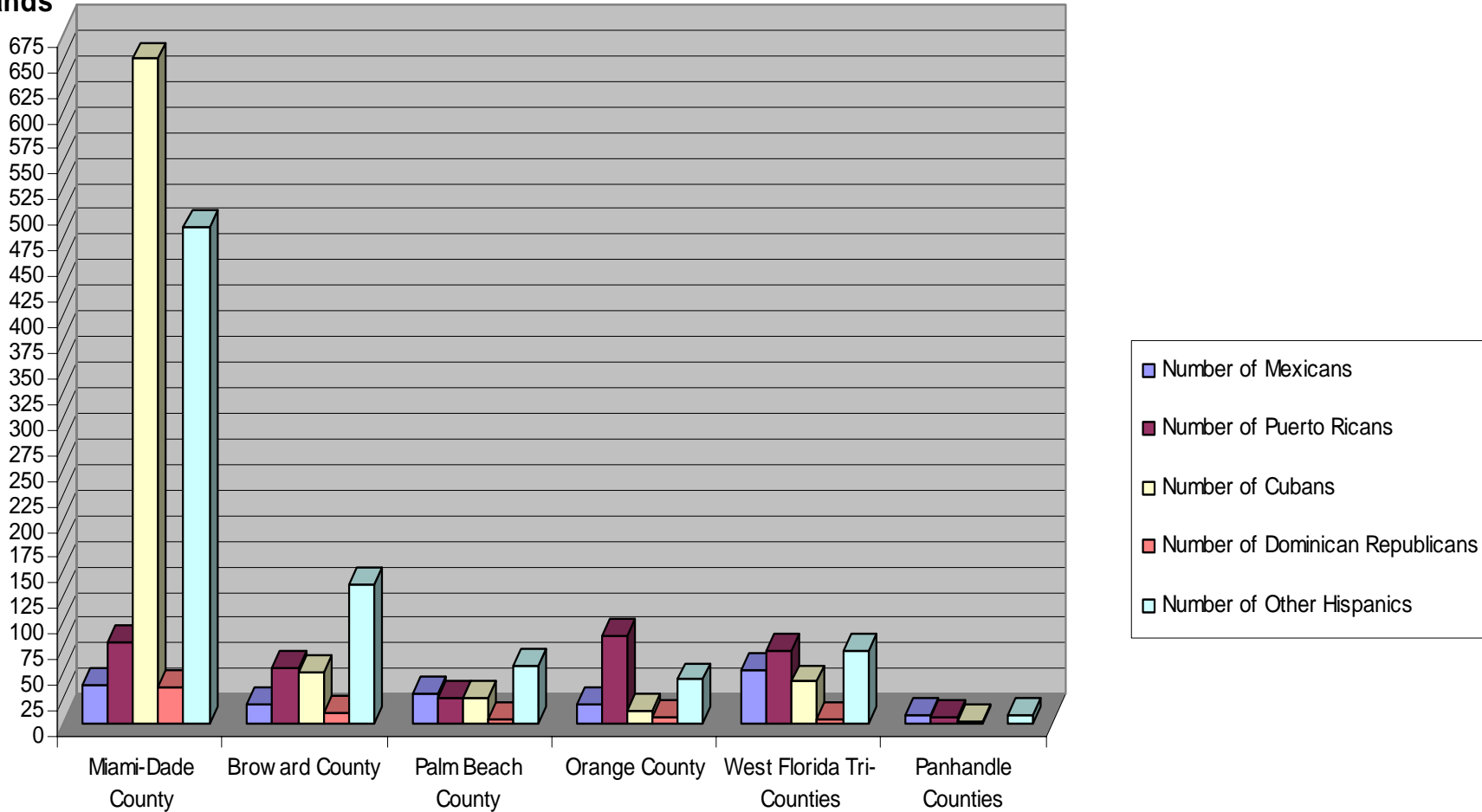
- Florida 4<sup>th</sup> most immigrants after California, New York, & Texas
- Miami largest within Florida
- Broward and Palm Beach moving towards Miami
- Significant west coast, central and northeast
- Greatest growth
  - Central
  - Panhandle



# Florida's Hispanic/Latino Nationalities

## Hispanic Population in 2000 by Origin

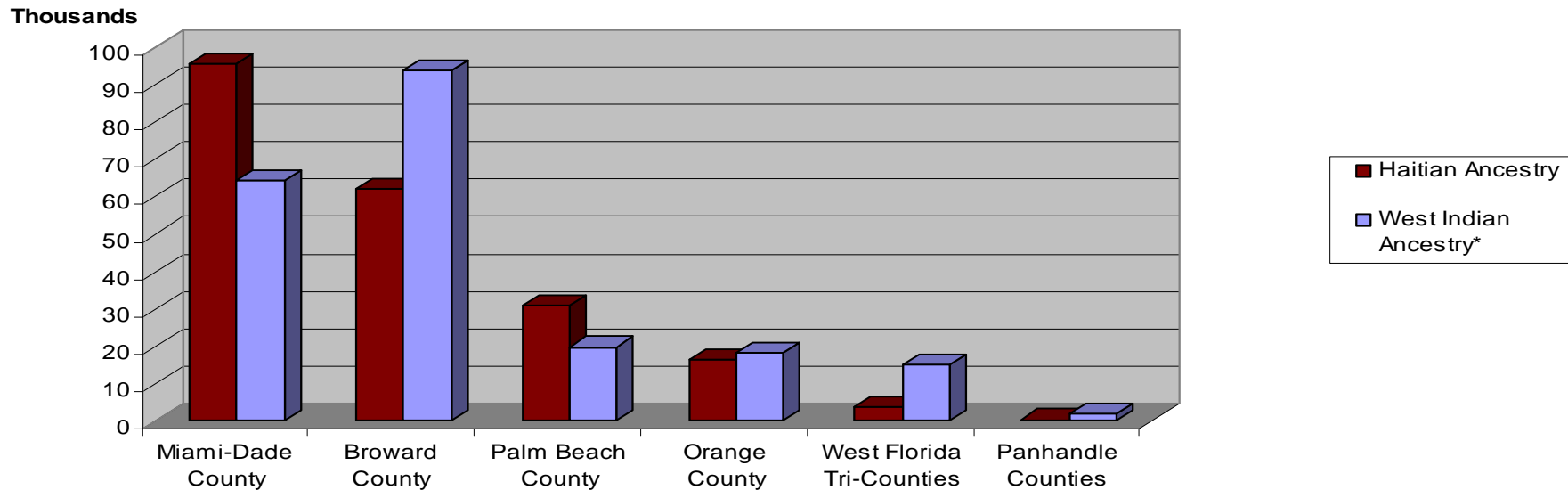
Thousands





# Afro-Caribbean Immigrants

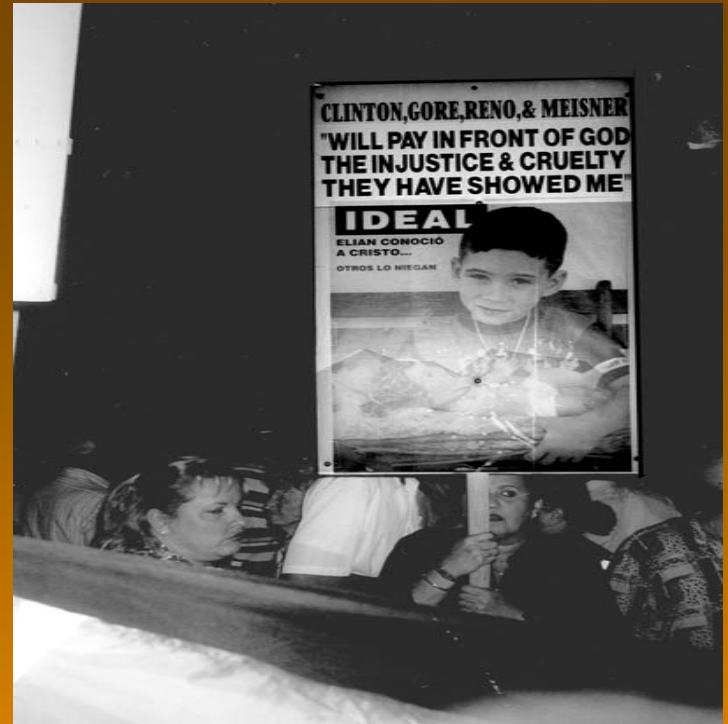
Number of Persons with Haitian and West Indian Ancestries (2000)





# How Florida Is Different

- Largest foreign nationality in US is Mexicans, nearly  $\frac{1}{2}$  of total
  - Relatively few Mexicans in Florida
- Asians are nearly  $\frac{1}{4}$  nationwide
  - Very few in Florida
- 85% of all Cubans live in Florida, primarily Miami
- Dade and Broward have largest concentration of English-speaking West Indians and Haitians
  - Surpassed NY in 1990s



# What Difference Do These Differences Make?

- Special Treatment of Cubans means current proposed legislation does not affect them
- Haitians most consistently discriminated against
- Other undocumented significant, but relatively few compared to other immigrant gateways



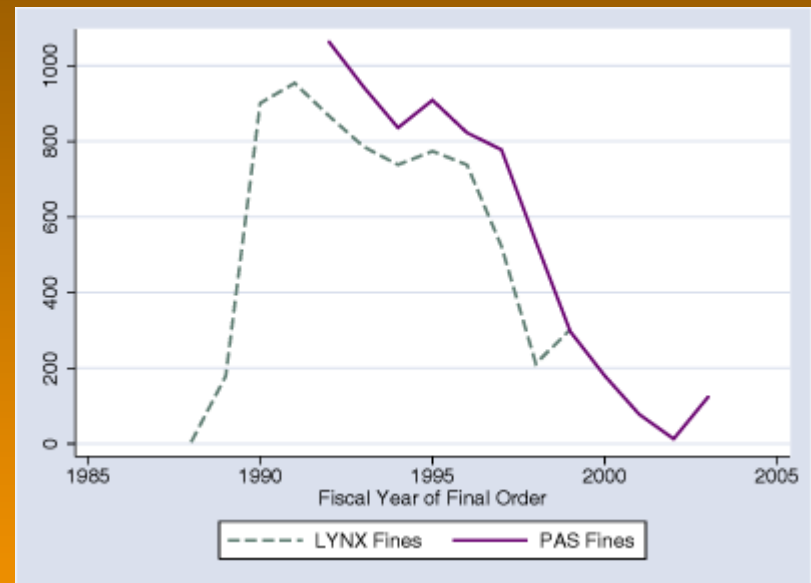
# Immigrants and Jobs

- Consensus:  
Immigrants do not take jobs away from Americans
- Jobs Americans don't want
- Create jobs
- Contention in some workplaces



# Employer Enforcement

- Cases resulting in fines very, very small
- ICE increased enforcement past 3 years



# Immigrants and Taxes

- Immigrants pay income, property, sales, and taxes at the federal and state level
- In 2002, illegal immigrants added a net surplus of \$463 billion to Social Security





I asked for workers and you gave me  
human beings

- Immigrants and Welfare
  - Immigrants less likely than natives to use public services
  - Just 2 percent of illegal Mexican immigrants had ever received welfare or Social Security payments and just 3 percent had ever accepted food stamps.
- The most-used service is emergency medical care and school, the first is used sparingly due to fears of being caught and the second is used through their children who are almost always American citizens.

# Immigrant Education

- More Immigrants have college degrees
- More Immigrants have not graduated from high school
- Children of immigrants outperform natives



# Immigrants Don't Want to Learn English or Americanize

- Within 10 years 75% speak English well
- Demand for English classes far surpasses supply
- Second generation overwhelmingly prefers English and is completely acculturated
- Key is acceptance v. discrimination
  - Reactive Ethnicity



englishbanana.com

**Learn**

**English**

**Now!**

Free podcast lessons!

# Immigrants Should Get In-Line and Wait Their Turn

- Average backlog 4 years
- Backlog of 12 years for Mexico
- For Mexican siblings of U.S. citizens, the government is just now getting to applications filed before July 1, 1992



# Immigrants & Crime

- Immigrants **lower** crime rates
  - 1<sup>st</sup> generation immigrants 45% less likely to commit violence than 3<sup>rd</sup> generation Americans
- During 1990s when immigration highest, crime dropped the most
  - Los Angeles it dropped 45%
- Why: motivation to work, ambition and desire not to be deported

# Impacts of Immigrants

- Consensus that they positively contribute economically
- Assimilation complete with second generation
- The most important factor in integration and assimilation is
  - **NOT** characteristics of immigrants
  - **BUT** how US natives treat immigrants



So, What  
Do You  
Think?

