



## Graduating Student Survey Report 2015-2016


The Graduating Student Survey is sent to all students when they apply for graduation. The following results were collected from students between May 14, 2015 and May 9, 2016.

Office of Institutional Research and Effectiveness






## Palm Beach State College Graduating Student Survey

The survey was conducted using the software package, Qualtrics®, from 5/14/15 through 5/9/16. A total of 853 students responded, most of whom applied to graduate in December or May. Basic results follow; descriptive statistical data are available from the Office of Institutional Research and Effectiveness.




### 1. Have you attended Palm Beach State primarily as a:

#	Answer		Response	%
1	Full-time student		577	68%
2	Part-time student		276	32%
	Total		853	100%





### 2. On which campus have you taken most of your classes?

#	Answer		Response	%
1	Lake Worth		452	53%
2	Palm Beach Gardens		185	22%
3	Boca Raton		124	15%
4	Belle Glade		56	7%
5	Took most of my classes on-line		34	4%
	Total		851	100%





### 3. Have you attended classes primarily as a:

#	Answer		Response	%
1	Day student		565	66%
2	Evening student		216	25%
3	Weekend student		2	0%
4	Distance/Online learning student		69	8%
	Total		852	100%





**4. Please indicate the degree or certificate with which you are graduating:**

#	Answer		Response	%
1	A.A. degree		594	70%
2	A.S. degree		129	15%
3	Certificate (ATC, ATD, EPI, PSAV Cert., College Credit Cert.)		45	5%
4	Bachelor's degree		82	10%
	Total		850	100%

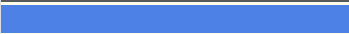

**5. During the time you have been enrolled at Palm Beach State, have you been:**

#	Answer		Response	%
1	Employed full-time		389	46%
2	Employed part-time		363	43%
3	Homemaker, not employed outside the home		18	2%
4	Not employed and seeking employment		37	4%
5	Not employed and not seeking employment		44	5%
	Total		851	100%

**6. If you have been employed while attending Palm Beach State, has your job been related to your curriculum at the College?**

#	Answer		Response	%
1	Yes, directly related		159	19%
2	Yes, somewhat related		216	25%
3	No, not related		399	47%
4	Not employed while attending Palm Beach State		74	9%
	Total		848	100%

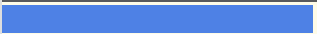









## 7. Have you received financial aid or scholarships while attending Palm Beach State?

#	Answer		Response	%
1	Yes		620	73%
2	No		228	27%
	Total		848	100%



## 8. What has been your primary goal in attending Palm Beach State?

#	Answer	Response	%
1	To obtain occupational/technical training that would improve present/future employment	42	5%
2	To obtain an occupational/technical (A.S.) degree or certificate	135	16%
3	To obtain an associate degree (A.A.) in order to transfer to a four-year college/university	534	63%
4	To enroll in courses that would satisfy specialized/personal interests	5	1%
5	To obtain a bachelor degree	125	15%
6	Other (please specify)	11	1%
	Total	852	100%







### 9. Please indicate the most important reasons why you selected Palm Beach State. (Check all that apply.)

#	Answer		Response	%
1	Affordable tuition		653	77%
2	Guaranteed admission for high school graduates		196	23%
3	Close to home		631	74%
4	Good academic reputation		303	36%
5	Availability of financial aid		286	34%
6	Offered courses/curriculum of interest		324	38%
7	Small classes/individual attention		323	38%
8	Only program offered locally in my area of interest		67	8%
9	Availability of evening/weekend courses		239	28%
10	Availability of online courses		258	30%







### 10. If Palm Beach State had not been available, would you have been able to continue your education elsewhere?

#	Answer		Response	%
1	Yes		663	78%
2	No		187	22%
	Total		850	100%

### 11. Please indicate the primary reason why you would not have been able to continue your education elsewhere:

#	Answer		Response	%
1	Only Palm Beach State offered my program		11	7%
2	Only able to attend college within commuting distance of my home		50	30%
3	Tuition and fees at other colleges were more than I could afford		73	45%
4	Only Palm Beach State offered courses online or at times that fit with my family and work responsibilities		15	9%
5	Was not accepted for admission into other colleges		10	6%
6	Other (please specify)		5	3%
	Total		164	100%

### 12. After graduating from Palm Beach State, what are your plans for the future?

#	Answer		Response	%
1	Obtain a four-year degree at another school		349	47%
2	Continue at Palm Beach State in another degree program (e.g., B.A.S.)		160	21%
3	Obtain a graduate degree at another school		83	11%
4	Work full-time and/or part-time		79	11%
5	Not sure		53	7%
6	Other (please specify)		24	3%
	Total		748	100%

**13. INSTRUCTION AT PALM BEACH STATE: Please rate on a 5-point scale (where 5= Excellent and 1= Poor) how you feel about the following items related to instruction at Palm Beach State College. If you are unsure of your opinion, select "Don't Know."**

#	Question	Excellent (5)	(4)	(3)	(2)	Poor (1)	Don't Know	Total Responses	Mean
1	Overall quality of instruction	371	294	67	6	0	4	742	4.37
2	Individual attention from professors	366	246	99	15	9	4	739	4.26
3	Instructor availability	358	237	112	15	8	5	735	4.23
4	Course advisement from faculty members	324	204	117	53	22	19	739	3.94
5	Content of courses in major curriculum	361	246	94	16	5	12	734	4.23
6	Average class size	455	220	51	7	1	5	739	4.50
7	Quality of curriculum in providing job-related skills and knowledge	351	236	97	26	9	16	735	4.15
8	Quality of curriculum in preparing for further education	377	242	92	15	5	6	737	4.29
9	Fairness of grading and testing practices	385	245	86	15	4	1	736	4.34
10	Availability of courses in the sequence you need them	378	208	101	31	18	2	738	4.21

**14. SERVICES AND RESOURCES AVAILABLE TO STUDENTS: Please rate on a 5-point scale (where 5= Excellent and 1= Poor) how you feel about the following services and resources available to students at Palm Beach State College. If you have never used a particular service, select “Didn't use”. (Additional table follows which excludes the “Didn’t Use” responses and includes the percentages and means based on results of only students who reported using each service.)**

#	Question	Excellent (5)	(4)	(3)	(2)	Poor (1)	Didn't Use	Total Responses
1	Academic Advising	349	168	103	44	47	26	737
2	Personal Guidance and Counseling	292	153	89	37	33	124	728
3	Financial Aid Services	324	155	76	38	37	98	728
4	Admissions	377	219	81	21	19	16	733
5	Registration Process	385	213	86	19	18	14	735
6	Assistance over the phone	266	135	103	49	66	112	731
7	PantherWeb Services	449	215	46	9	6	6	731
8	Palm Beach State College Website	460	209	47	11	4	5	736
9	Testing Services	355	178	61	18	6	116	734
10	Lab Facilities (biology, chemistry, math, etc.)	359	161	47	14	5	145	731
11	Library	401	189	60	11	5	67	733
12	Career planning and counseling	292	144	63	28	22	180	729
13	Student Activities (clubs, events, etc.)	279	127	59	14	13	238	730
14	Cafeteria	261	160	122	42	32	113	730
15	Student Learning Centers (e.g. Math Lab, Reading Lab, SI)	370	172	52	14	12	111	731
16	Disability Support Services	232	95	35	7	6	356	731
17	Athletics	202	93	46	12	9	364	726
18	Theater	237	111	51	10	9	312	730
19	Wellness Center	252	122	54	10	8	280	726



**Question 14: Percent and means of responses when students who didn't use each service are excluded from total (Question: Please rate on a 5-point scale (where 5= Excellent and 1= Poor) how you feel about the following services and resources available to students at Palm Beach State College.)**

#	Question	Excellent (5)	(4)	(3)	(2)	Poor (1)	Total	Mean
1	Academic Advising	49%	24%	14%	6%	7%	711	4.02
2	Personal Guidance and Counseling	48%	25%	15%	6%	5%	604	4.05
3	Financial Aid Services	51%	25%	12%	6%	6%	630	4.10
4	Admissions	53%	31%	11%	3%	3%	717	4.27
5	Registration Process	53%	30%	12%	3%	2%	721	4.29
6	Assistance over the phone	43%	22%	17%	8%	11%	619	3.79
7	PantherWeb Services	62%	30%	6%	1%	1%	725	4.51
8	Palm Beach State College Website	63%	29%	6%	2%	1%	731	4.52
9	Testing Services	57%	29%	10%	3%	1%	618	4.39
10	Lab Facilities (biology, chemistry, math, etc.)	61%	27%	8%	2%	1%	586	4.46
11	Library	60%	28%	9%	2%	1%	666	4.46
12	Career planning and counseling	53%	26%	11%	5%	4%	549	4.19
13	Student Activities (clubs, events, etc.)	57%	26%	12%	3%	3%	492	4.31
14	Cafeteria	42%	26%	20%	7%	5%	617	3.93
15	Student Learning Centers (e.g. Math Lab, Reading Lab, SI)	60%	28%	8%	2%	2%	620	4.41
16	Disability Support Services	62%	25%	9%	2%	2%	375	4.44
17	Athletics	56%	26%	13%	3%	2%	362	4.29
18	Theater	57%	27%	12%	2%	2%	418	4.33
19	Wellness Center	57%	27%	12%	2%	2%	446	4.35

**15. When you want to contact Palm Beach State faculty or staff, what means of communication have you used? Please rank-order them by selecting a "1" for the one you used the most, a "2" for the one you used next most and so on.**

#	Answer	1	2	3	4	5	Total Responses
1	Phone	22%	27%	33%	12%	7%	544
2	Email	37%	30%	21%	8%	5%	599
3	In Person	42%	28%	20%	5%	6%	614
4	Live Chat	6%	9%	13%	52%	20%	495
5	U.S. Mail	9%	5%	5%	19%	62%	526

**16. PREPARATION: Please rate on a 5-point scale (where "5"= Very Much and "1"= Very Little) how you feel Palm Beach State has helped you increase your achievement on the following learning outcomes. If you are unsure of your opinion, select "Don't Know."**

#	Question	Very Much (5)	(4)	(3)	(2)	Very Little (1)	Don't Know	Total Responses	Mean
1	COMMUNICATIONS (Develop effective communication skills for a variety of audiences)	410	199	71	10	11	13	714	4.33
2	CRITICAL THINKING (Engage in purposeful reasoning to reach sound conclusions)	388	212	82	10	8	13	713	4.29
3	ETHICS (Demonstrate the ability to make informed decisions based on ethical principles and reasoning)	384	201	87	10	11	17	710	4.25
4	GLOBAL AWARENESS (Exhibit a sense of social, cultural and global responsibility)	340	197	106	15	21	31	710	4.02
5	HUMANITIES (Demonstrate an awareness of and an ability to effectively analyze creative works)	380	186	92	18	14	22	712	4.17
6	INFORMATION LITERACY (Demonstrate the ability to find, evaluate, organize and use information)	380	204	83	13	14	14	708	4.24
7	MATHEMATICS (Demonstrate an understanding of mathematical concepts to solve real-world problems)	369	198	78	25	15	26	711	4.13
8	NATURAL SCIENCES (Demonstrate comprehension of fundamental concepts, principles or processes about the natural world)	357	198	88	19	10	34	706	4.09
9	SOCIAL SCIENCES (Understand and apply sociological, cultural, political, psychological, historical and economic principles to a global environment)	371	194	90	12	13	29	709	4.14

**17. YOUR EXPERIENCE.** The College is trying to create a welcoming and supportive environment. The following are characteristics of such an environment. Please rate on a 5-point scale (where 5= Excellent and 1= Poor) how you feel about the following aspects of your experience at Palm Beach State College. If you are unsure of your opinion for a particular area, please select "Don't Know."

#	Question	Excellent (5)	(4)	(3)	(2)	Poor (1)	Don't Know	Total Responses	Mean
1	Opportunity to meet and interact with other students	391	193	92	18	9	20	723	4.22
2	Availability of faculty outside of class	320	211	105	26	14	46	722	3.91
3	General helpfulness of faculty	352	218	105	20	13	10	718	4.18
4	General helpfulness of other college employees	332	197	112	30	16	30	717	3.99
5	Adequacy of study spaces	375	196	92	18	13	27	721	4.14
6	Adequacy of comfortable places to rest and relax between classes	348	189	103	24	23	33	720	3.99
7	Cleanliness and attractiveness of campus	379	207	105	17	6	7	721	4.27
8	Sense of comfort with institutional cultural diversity	420	189	76	12	6	17	720	4.33
9	Sense of personal and property safety on campus	364	175	119	30	20	13	721	4.10
10	Sense of being respected and valued as an individual	397	193	94	15	8	12	719	4.28

**18. What is your overall impression of Palm Beach State?**

#	Answer		Response	%
1	Excellent		388	53%
2	Good		312	42%
3	Fair		33	4%
4	Poor		5	1%
	Total		738	100%



**19. Would you recommend Palm Beach State to your friends?**

#	Answer		Response	%
1	Definitely		550	74%
2	Probably		160	22%
3	Might or might not		25	3%
4	Probably not		3	0%
5	Definitely not		3	0%
	Total		741	100%







**20. How many years have you attended Palm Beach State?**

#	Answer		Response	%
2	# Less than 1 year		10	1%
3	1 year, but less than 2 years		80	11%
4	2 years, but less than 3 years		267	36%
5	3 years, but less than 5 years		270	36%
6	5 years or more		118	16%
	Total		745	100%






## 21. What is your gender?

#	Answer		Response	%
1	Male		230	31%
2	Female		508	69%
	Total		738	100%

## 22. What is your age?

#	Answer		Response	%
1	Under 20		38	5%
2	20 - 21		188	25%
3	22 - 24		165	22%
4	25 - 29		154	21%
5	30 - 39		113	15%
6	40 or older		86	12%
	Total		744	100%

## 23. What is your racial/ethnic background?

#	Answer		Response	%
1	Asian or Pacific Islander		20	3%
2	Black or African American		270	36%
3	Hispanic or Latino		181	24%
4	American Indian or Alaskan Native		2	0%
5	White		237	32%
6	Other (please specify)		32	4%
	Total		742	100%