



Student Intake Survey

District Report

Fall 2012

Getting Information over the phone

#	Question	Excellent (5)	(4)	(3)	(2)	Poor (1)	Responses	Mean
5	Overall Rating	155	132	82	29	22	420	3.88
4	Well organized/Efficient	161	120	69	34	34	418	3.81
1	Convenience	179	108	62	25	49	423	3.81
3	Easy to use	186	111	74	19	32	422	3.95
2	Friendliness/Courtesy	197	117	62	21	24	421	4.05

Getting Information from the College website

#	Question	Excellent (5)	(4)	(3)	(2)	Poor (1)	Responses	Mean
1	Convenience	264	128	30	6	3	431	4.49
2	Friendliness/Courtesy	249	126	36	9	4	424	4.43
3	Easy to use	232	124	57	14	2	429	4.33
4	Well organized/Efficient	237	121	56	11	4	429	4.34
5	Overall Rating	227	137	55	6	3	428	4.35

Application Process

#	Question	Excellent (5)	(4)	(3)	(2)	Poor (1)	Responses	Mean
1	Convenience	246	122	38	12	8	426	4.38
2	Friendliness/Courtesy	239	115	48	9	9	420	4.35
3	Easy to use	228	110	61	12	15	426	4.23
4	Well organized/Efficient	238	107	51	17	11	424	4.28
5	Overall Rating	221	131	47	16	7	422	4.29

Advising

#	Question	Excellent (5)	(4)	(3)	(2)	Poor (1)	Responses	Mean
1	Convenience	205	108	71	17	12	413	4.15
2	Friendliness/Courtesy	235	95	58	14	11	413	4.28
3	Easy to use	199	117	71	15	11	413	4.16
4	Well organized/Efficient	196	117	71	16	13	413	4.13
5	Overall Rating	200	121	65	15	10	411	4.18

Testing

#	Question	Excellent (5)	(4)	(3)	(2)	Poor (1)	Responses	Mean
1	Convenience	214	103	56	5	5	383	4.35
2	Friendliness/Courtesy	217	88	64	7	7	383	4.31
3	Easy to use	213	106	58	2	6	385	4.35
4	Well organized/Efficient	228	87	56	5	6	382	4.38
5	Overall Rating	211	103	59	3	5	381	4.34

Financial Aid

#	Question	Excellent (5)	(4)	(3)	(2)	Poor (1)	Responses	Mean
1	Convenience	199	76	65	21	25	386	4.04
2	Friendliness/Courtesy	199	85	60	18	22	384	4.10
3	Easy to use	175	86	71	25	27	384	3.93
4	Well organized/Efficient	174	84	72	27	27	384	3.91
5	Overall Rating	177	89	75	19	26	386	3.96

Career Center

#	Question	Excellent (5)	(4)	(3)	(2)	Poor (1)	Responses	Mean
1	Convenience	179	87	77	3	5	351	4.23
2	Friendliness/Courtesy	183	81	78	2	6	350	4.24
3	Easy to use	179	80	82	3	6	350	4.21
4	Well organized/Efficient	178	93	72	4	6	353	4.23
5	Overall Rating	176	89	74	3	7	349	4.21









Registration

#	Question	Excellent (5)	(4)	(3)	(2)	Poor (1)	Responses	Mean
1	Convenience	246	89	60	15	13	423	4.28
2	Friendliness/Courtesy	240	92	55	15	17	419	4.25
3	Easy to use	221	101	66	19	13	420	4.19
4	Well organized/Efficient	230	97	59	15	19	420	4.20
5	Overall Rating	221	107	57	19	14	418	4.20






Orientation

#	Question	Excellent (5)	(4)	(3)	(2)	Poor (1)	Responses	Mean
1	Convenience	251	78	53	7	6	395	4.42
2	Friendliness/Courtesy	261	70	43	8	8	390	4.46
3	Easy to use	250	89	44	5	5	393	4.46
4	Well organized/Efficient	244	89	42	10	8	393	4.40
5	Overall Rating	243	90	44	8	6	391	4.42



What is your age category?

#	Answer		Response	%
1	Under 18		25	6%
2	18-20		280	64%
3	21-24		39	9%
4	25-29		27	6%
5	30-34		14	3%
6	35-39		15	3%
7	40-49		27	6%
8	50 or over		10	2%
	Total		437	100%

Finally, the following questions are for classification purposes only. Providing this information will assist us in determining student needs and enhancing services. On which campus did you complete most of the steps involved between applying and registering for classes?

#	Answer		Response	%
1	Belle Glade		6	1%
2	Boca Raton		99	23%
3	Lake Worth		231	53%
4	Palm Beach Gardens		85	20%
5	Not applicable; I accomplished most of these steps either on-line or over the phone		14	3%
	Total		435	100%

You Are . . . ?

#	Answer		Response	%
1	Male		140	32%
2	Female		296	68%
	Total		436	100%










What is your racial/ethnic background?

#	Answer		Response	%
1	American Indian or Alaskan Native		2	0%
2	Asian		12	3%
3	Black or African American		103	24%
4	Hawaiian or Pacific Islander		7	2%
5	Hispanic or Latino		105	24%
7	Other (please specify:		18	4%
6	White		186	43%
	Total		433	100%

Other (please specify:

Multiracial
 multi
 Puerto Rican
 who cares.
 BLACK AND WHITE
 Indian /Back
 haitian
 Hispanic and Black
 Black Latino
 black/haitian
 Black/ Hispanic
 french/filipino
 American










Which of the following areas do you think would be most helpful to your academic goals?

#	Answer		Response	%
1	Help with reading skills		31	7%
2	Help with math skills		94	22%
3	Help with writing skills		45	11%
4	Help with time management		38	9%
5	Help with study skills and habits		93	22%
6	Help with test anxiety		45	11%
7	Help with communication skills		35	8%
8	Help with computer skills		21	5%
9	Other (please specify)		16	4%
	Total		418	100%

Other (please specify)

Everything
 and maybe math
 interview skills
 Help with music skills
 im horrible at writing
 career choice
 Parking is awful, its stressful
 Help with chemistry
 Help with motivation
 Availability of instructors
 Math, Writing, Study Skills, Communication & computer skills
 Help with science and professional school admissions test prep
 Faster evaluation of transcripts from other university
 be aware of all the services and help available

What was your primary education goal when you applied to Palm Beach State College?

#	Answer		Response	%
1	To complete a bachelor or associate degree, then transfer to a university (AA, AS, AAS. BAS, BSN program)		321	74%
2	To take a few courses, then transfer to a university without receiving an associate degree		15	3%
3	To complete an associate degree in an occupational field, then enter the workforce (AS or AAS program)		45	10%
4	To complete a vocational or technical program (vocational certificate)		8	2%
5	To take a few courses, but not to earn a degree or certificate		5	1%
6	To take courses related to my job (Corporate & Continuing Education)		9	2%
7	To take courses for self-improvement		12	3%
8	I was not sure of my educational goals when I applied		6	1%
9	Other (please specify:		13	3%
	Total		434	100%

Other (please specify:

MRII program

College Credit Certificate




Prerequisites for possible Physicians Assistant or Nursing

I'm a transient student from BC- North Campus






To take some credits, while maintaining NCAA eligibility.

EPI
 BNS
 Get my AA or AS but not sure afterwards
 To take an anatomy class.
 All education in Europe
 to complete an AA and then transfer to FAU
 to take the prerequisite courses for a professional school

How many credits/hours do you plan to take each term?

#	Answer		Response	%
1	1-6 credits/hours		94	22%
2	7-12 credits/hours		251	59%
3	More than 12 credits/hours		84	20%
	Total		429	100%

While attending college, I plan to work

#	Answer		Response	%
1	Not at all		62	14%
2	1-20 hours per week		184	42%
3	21-39 hours per week		130	30%
4	40 hours per week		39	9%
5	More than 40 hours per week		18	4%
	Total		433	100%

Student Intake Survey

Belle Glade

Fall 2012

Getting Information over the phone

#	Question	Excellent (5)	(4)	(3)	(2)	Poor (1)	Responses	Mean
1	Convenience	6	0	0	0	0	6	5.00
2	Friendliness/Courtesy	5	0	1	0	0	6	4.67
3	Easy to use	5	0	1	0	0	6	4.67
4	Well organized/Efficient	5	1	0	0	0	6	4.83
5	Overall Rating	5	1	0	0	0	6	4.83

Getting Information from the College website

#	Question	Excellent (5)	(4)	(3)	(2)	Poor (1)	Responses	Mean
1	Convenience	5	1	0	0	0	6	4.83
2	Friendliness/Courtesy	6	0	0	0	0	6	5.00
3	Easy to use	5	1	0	0	0	6	4.83
4	Well organized/Efficient	4	2	0	0	0	6	4.67
5	Overall Rating	6	0	0	0	0	6	5.00

Application Process

#	Question	Excellent (5)	(4)	(3)	(2)	Poor (1)	Responses	Mean
1	Convenience	6	0	0	0	0	6	5.00
2	Friendliness/Courtesy	6	0	0	0	0	6	5.00
3	Easy to use	5	1	0	0	0	6	4.83
4	Well organized/Efficient	5	1	0	0	0	6	4.83
5	Overall Rating	6	0	0	0	0	6	5.00

Advising

#	Question	Excellent (5)	(4)	(3)	(2)	Poor (1)	Responses	Mean
1	Convenience	5	1	0	0	0	6	4.83
2	Friendliness/Courtesy	5	1	0	0	0	6	4.83
3	Easy to use	5	1	0	0	0	6	4.83
4	Well organized/Efficient	4	2	0	0	0	6	4.67
5	Overall Rating	5	1	0	0	0	6	4.83

Testing

#	Question	Excellent (5)	(4)	(3)	(2)	Poor (1)	Responses	Mean
1	Convenience	5	1	0	0	0	6	4.83
2	Friendliness/Courtesy	5	1	0	0	0	6	4.83
3	Easy to use	5	1	0	0	0	6	4.83
4	Well organized/Efficient	5	1	0	0	0	6	4.83
5	Overall Rating	5	1	0	0	0	6	4.83

Financial Aid

#	Question	Excellent (5)	(4)	(3)	(2)	Poor (1)	Responses	Mean
1	Convenience	6	0	0	0	0	6	5.00
2	Friendliness/Courtesy	6	0	0	0	0	6	5.00
3	Easy to use	5	1	0	0	0	6	4.83
4	Well organized/Efficient	5	1	0	0	0	6	4.83
5	Overall Rating	6	0	0	0	0	6	5.00

Career Center

#	Question	Excellent (5)	(4)	(3)	(2)	Poor (1)	Responses	Mean
1	Convenience	5	0	1	0	0	6	4.67
2	Friendliness/Courtesy	5	0	1	0	0	6	4.67
3	Easy to use	5	0	1	0	0	6	4.67
4	Well organized/Efficient	5	0	1	0	0	6	4.67
5	Overall Rating	5	0	1	0	0	6	4.67

Registration

#	Question	Excellent (5)	(4)	(3)	(2)	Poor (1)	Responses	Mean
1	Convenience	6	0	0	0	0	6	5.00
2	Friendliness/Courtesy	6	0	0	0	0	6	5.00
3	Easy to use	5	0	0	0	0	5	5.00
4	Well organized/Efficient	6	0	0	0	0	6	5.00
5	Overall Rating	6	0	0	0	0	6	5.00







Orientation

#	Question	Excellent (5)	(4)	(3)	(2)	Poor (1)	Responses	Mean
1	Convenience	5	0	1	0	0	6	4.67
2	Friendliness/Courtesy	5	0	1	0	0	6	4.67
3	Easy to use	5	0	1	0	0	6	4.67
4	Well organized/Efficient	5	0	1	0	0	6	4.67
5	Overall Rating	5	0	1	0	0	6	4.67




What is your age category?

#	Answer		Response	%
1	Under 18		0	0%
2	18-20		6	100%
3	21-24		0	0%
4	25-29		0	0%
5	30-34		0	0%
6	35-39		0	0%
7	40-49		0	0%
8	50 or over		0	0%
	Total		6	100%





Finally, the following questions are for classification purposes only. Providing this information will assist us in determining student needs and enhancing services **On which campus did you complete most of the steps involved between applying and registering for classes?**

#	Answer		Response	%
1	Belle Glade		6	100%
2	Boca Raton		0	0%
3	Lake Worth		0	0%
4	Palm Beach Gardens		0	0%
5	Not applicable; I accomplished most of these steps either on-line or over the phone		0	0%
	Total		6	100%

You Are . . . ?

#	Answer		Response	%
1	Male		1	17%
2	Female		5	83%
	Total		6	100%




What is your racial/ethnic background?

#	Answer		Response	%
1	American Indian or Alaskan Native		0	0%
2	Asian		0	0%
3	Black or African American		1	17%
4	Hawaiian or Pacific Islander		0	0%
5	Hispanic or Latino		2	33%
7	Other (please specify:		1	17%
6	White		2	33%
	Total		6	100%











Other (please specify:

Black/ Hispanic





Which of the following areas do you think would be most helpful to your academic goals?

#	Answer		Response	%
1	Help with reading skills		0	0%
2	Help with math skills		3	60%
3	Help with writing skills		1	20%
4	Help with time management		0	0%
5	Help with study skills and habits		1	20%
6	Help with test anxiety		0	0%
7	Help with communication skills		0	0%
8	Help with computer skills		0	0%
9	Other (please specify)		0	0%
	Total		5	100%




What was your primary education goal when you applied to Palm Beach State College?

#	Answer	
1	To complete a bachelor or associate degree, then transfer to a university (AA, AS, AAS, BAS, BSN program)	
2	To take a few courses, then transfer to a university without receiving an associate degree	
3	To complete an associate degree in an occupational field, then enter the workforce (AS or AAS program)	
4	To complete a vocational or technical program (vocational certificate)	
5	To take a few courses, but not to earn a degree or certificate	
6	To take courses related to my job (Corporate & Continuing Education)	
7	To take courses for self-improvement	
8	I was not sure of my educational goals when I applied	
9	Other (please specify:	
	Total	

How many credits/hours do you plan to take each term?

#	Answer		Response	%
1	1-6 credits/hours		0	0%
2	7-12 credits/hours		4	67%
3	More than 12 credits/hours		2	33%
	Total		6	100%

While attending college, I plan to work

#		Response	%
1		2	33%
2		3	50%
3		1	17%
4		0	0%
5		0	0%
		6	100%

Student Intake Survey

Boca Raton Campus

Fall 2012

Getting Information over the phone

#	Question	Excellent (5)	(4)	(3)	(2)	Poor (1)	Responses	Mean
1	Convenience	37	23	11	11	15	97	3.58
2	Friendliness/Courtesy	41	23	18	6	8	96	3.86
3	Easy to use	39	26	15	7	8	95	3.85
4	Well organized/Efficient	36	22	14	11	13	96	3.59
5	Overall Rating	32	24	19	12	9	96	3.60

Getting Information from the College website

#	Question	Excellent (5)	(4)	(3)	(2)	Poor (1)	Responses	Mean
1	Convenience	50	40	8	1	0	99	4.40
2	Friendliness/Courtesy	49	38	10	1	0	98	4.38
3	Easy to use	43	38	16	1	0	98	4.26
4	Well organized/Efficient	46	38	14	0	0	98	4.33
5	Overall Rating	38	42	16	1	0	97	4.21

Application Process

#	Question	Excellent (5)	(4)	(3)	(2)	Poor (1)	Responses	Mean
1	Convenience	50	31	10	4	1	96	4.30
2	Friendliness/Courtesy	46	30	15	4	1	96	4.21
3	Easy to use	47	25	17	4	3	96	4.14
4	Well organized/Efficient	55	21	15	3	2	96	4.29
5	Overall Rating	44	32	15	5	0	96	4.20

Advising

#	Question	Excellent (5)	(4)	(3)	(2)	Poor (1)	Responses	Mean
1	Convenience	45	24	13	8	3	93	4.08
2	Friendliness/Courtesy	51	20	15	5	1	92	4.25
3	Easy to use	41	28	19	2	2	92	4.13
4	Well organized/Efficient	39	29	16	6	2	92	4.05
5	Overall Rating	39	32	13	5	2	91	4.11

Testing

#	Question	Excellent (5)	(4)	(3)	(2)	Poor (1)	Responses	Mean
1	Convenience	48	25	12	2	0	87	4.37
2	Friendliness/Courtesy	48	24	13	1	0	86	4.38
3	Easy to use	47	25	12	1	1	86	4.35
4	Well organized/Efficient	51	22	11	2	0	86	4.42
5	Overall Rating	43	29	11	1	0	84	4.36

Financial Aid

#	Question	Excellent (5)	(4)	(3)	(2)	Poor (1)	Responses	Mean
1	Convenience	34	23	18	5	4	84	3.93
2	Friendliness/Courtesy	31	23	20	3	5	82	3.88
3	Easy to use	27	25	22	3	6	83	3.77
4	Well organized/Efficient	24	25	21	7	7	84	3.62
5	Overall Rating	27	23	24	5	5	84	3.74

Career Center

#	Question	Excellent (5)	(4)	(3)	(2)	Poor (1)	Responses	Mean
1	Convenience	38	17	17	0	1	73	4.25
2	Friendliness/Courtesy	37	19	15	0	1	72	4.26
3	Easy to use	36	16	19	0	1	72	4.19
4	Well organized/Efficient	35	19	17	0	1	72	4.21
5	Overall Rating	33	21	17	0	1	72	4.18









Registration

#	Question	Excellent (5)	(4)	(3)	(2)	Poor (1)	Responses	Mean
1	Convenience	47	21	14	8	4	94	4.05
2	Friendliness/Courtesy	51	21	11	6	4	93	4.17
3	Easy to use	42	22	18	8	3	93	3.99
4	Well organized/Efficient	46	20	15	6	5	92	4.04
5	Overall Rating	42	26	15	7	3	93	4.04

Orientation

#	Question	Excellent (5)	(4)	(3)	(2)	Poor (1)	Responses	Mean
1	Convenience	45	20	16	3	2	86	4.20
2	Friendliness/Courtesy	49	16	14	4	2	85	4.25
3	Easy to use	42	27	12	2	1	84	4.27
4	Well organized/Efficient	41	22	14	4	4	85	4.08
5	Overall Rating	39	26	15	3	2	85	4.14

What is your age category?

#	Answer		Response	%
1	Under 18		9	9%
2	18-20		63	64%
3	21-24		9	9%
4	25-29		4	4%
5	30-34		3	3%
6	35-39		2	2%
7	40-49		6	6%
8	50 or over		2	2%
	Total		98	100%







Finally, the following questions are for classification purposes only. Providing this information will assist us in determining student needs and enhancing services. On which campus did you complete most of the steps involved between applying and registering for classes?

#	Answer		Response	%
1	Belle Glade		0	0%
2	Boca Raton		99	100%
3	Lake Worth		0	0%
4	Palm Beach Gardens		0	0%
5	Not applicable; I accomplished most of these steps either on-line or over the phone		0	0%
	Total		99	100%

You Are . . . ?

#	Answer		Response	%
1	Male		27	28%
2	Female		71	72%
	Total		98	100%

What is your racial/ethnic background?

#	Answer		Response	%
1	American Indian or Alaskan Native		0	0%
2	Asian		1	1%
3	Black or African American		10	11%
4	Hawaiian or Pacific Islander		1	1%
5	Hispanic or Latino		23	24%
7	Other (please specify:		4	4%
6	White		55	59%
	Total		94	100%










Other (please specify:

Multi

Black/Haitian

American

Which of the following areas do you think would be most helpful to your academic goals?

#	Answer		Response	%
1	Help with reading skills		8	8%
2	Help with math skills		27	28%
3	Help with writing skills		10	11%
4	Help with time management		4	4%
5	Help with study skills and habits		18	19%
6	Help with test anxiety		17	18%
7	Help with communication skills		4	4%
8	Help with computer skills		3	3%
9	Other (please specify)		4	4%
	Total		95	100%

Other (please specify)










Everything

Help with music skills

I'm horrible at writing

Help with chemistry

What was your primary education goal when you applied to Palm Beach State College?




#	Answer		Response	%
1	To complete a bachelor or associate degree, then transfer to a university (AA, AS, AAS. BAS, BSN program)		81	83%
2	To take a few courses, then transfer to a university without receiving an associate degree		4	4%
3	To complete an associate degree in an occupational field, then enter the workforce (AS or AAS program)		2	2%
4	To complete a vocational or technical program (vocational certificate)		1	1%
5	To take a few courses, but not to earn a degree or certificate		3	3%
6	To take courses related to my job (Corporate & Continuing Education)		2	2%
7	To take courses for self-improvement		2	2%
8	I was not sure of my educational goals when I applied		1	1%
9	Other (please specify:		2	2%
	Total		98	100%

Other (please specify:






To take an anatomy class.

To complete an AA and then transfer to FAU

How many credits/hours do you plan to take each term?

#	Answer		Response	%
1	1-6 credits/hours		20	21%
2	7-12 credits/hours		64	66%
3	More than 12 credits/hours		13	13%
	Total		97	100%

While attending college, I plan to work

#	Answer		Response	%
1	Not at all		15	15%
2	1-20 hours per week		42	43%
3	21-39 hours per week		26	27%
4	40 hours per week		9	9%
5	More than 40 hours per week		6	6%
	Total		98	100%

Student Intake Survey

Lake Worth Campus

Fall 2012

Getting Information over the phone

#	Question	Excellent (5)	(4)	(3)	(2)	Poor (1)	Responses	Mean
1	Convenience	96	59	39	10	20	224	3.90
2	Friendliness/Courtesy	106	64	30	12	10	222	4.10
3	Easy to use	99	57	45	7	15	223	3.98
4	Well organized/Efficient	84	69	39	14	14	220	3.89
5	Overall Rating	82	74	48	9	9	222	3.95

Getting Information from the College website

#	Question	Excellent (5)	(4)	(3)	(2)	Poor (1)	Responses	Mean
1	Convenience	149	55	16	4	2	226	4.53
2	Friendliness/Courtesy	136	63	15	6	3	223	4.45
3	Easy to use	129	54	31	10	1	225	4.33
4	Well organized/Efficient	133	53	28	8	3	225	4.36
5	Overall Rating	130	63	27	4	2	226	4.39

Application Process

#	Question	Excellent (5)	(4)	(3)	(2)	Poor (1)	Responses	Mean
1	Convenience	133	56	21	7	7	224	4.34
2	Friendliness/Courtesy	132	57	21	3	8	221	4.37
3	Easy to use	124	51	31	6	12	224	4.20
4	Well organized/Efficient	123	57	22	11	9	222	4.23
5	Overall Rating	119	68	19	9	7	222	4.27

Advising

#	Question	Excellent (5)	(4)	(3)	(2)	Poor (1)	Responses	Mean
1	Convenience	99	65	42	8	7	221	4.09
2	Friendliness/Courtesy	120	59	29	5	8	221	4.26
3	Easy to use	98	70	36	9	7	220	4.10
4	Well organized/Efficient	100	65	40	8	9	222	4.08
5	Overall Rating	100	72	35	8	6	221	4.14

Testing

#	Question	Excellent (5)	(4)	(3)	(2)	Poor (1)	Responses	Mean
1	Convenience	108	59	27	2	4	200	4.33
2	Friendliness/Courtesy	111	50	29	5	6	201	4.27
3	Easy to use	112	58	28	1	4	203	4.34
4	Well organized/Efficient	121	46	26	3	5	201	4.37
5	Overall Rating	112	56	27	2	4	201	4.34

Financial Aid

#	Question	Excellent (5)	(4)	(3)	(2)	Poor (1)	Responses	Mean
1	Convenience	111	38	31	8	17	205	4.06
2	Friendliness/Courtesy	111	46	26	11	11	205	4.15
3	Easy to use	96	45	31	14	17	203	3.93
4	Well organized/Efficient	100	43	33	13	15	204	3.98
5	Overall Rating	100	48	32	10	16	206	4.00

Career Center

#	Question	Excellent (5)	(4)	(3)	(2)	Poor (1)	Responses	Mean
1	Convenience	96	53	38	3	4	194	4.21
2	Friendliness/Courtesy	99	48	40	2	5	194	4.21
3	Easy to use	96	49	40	3	5	193	4.18
4	Well organized/Efficient	97	56	34	4	5	196	4.20
5	Overall Rating	97	52	36	2	6	193	4.20









Registration

#	Question	Excellent (5)	(4)	(3)	(2)	Poor (1)	Responses	Mean
1	Convenience	128	50	29	7	9	223	4.26
2	Friendliness/Courtesy	122	50	28	8	13	221	4.18
3	Easy to use	113	60	32	8	10	223	4.16
4	Well organized/Efficient	117	55	31	6	13	222	4.16
5	Overall Rating	114	59	30	7	11	221	4.17

Orientation

#	Question	Excellent (5)	(4)	(3)	(2)	Poor (1)	Responses	Mean
1	Convenience	143	37	25	3	3	211	4.49
2	Friendliness/Courtesy	151	35	16	1	5	208	4.57
3	Easy to use	143	43	19	2	3	210	4.53
4	Well organized/Efficient	141	45	16	5	3	210	4.50
5	Overall Rating	144	42	18	3	3	210	4.53

What is your age category?

#	Answer		Response	%
1	Under 18		13	6%
2	18-20		149	65%
3	21-24		18	8%
4	25-29		19	8%
5	30-34		8	3%
6	35-39		8	3%
7	40-49		13	6%
8	50 or over		3	1%
	Total		231	100%


Finally, the following questions are for classification purposes only. Providing this information will assist us in determining student needs and enhancing services. On which campus did you complete most of the steps involved between applying and registering for classes?

#	Answer		Response	%
1	Belle Glade		0	0%
2	Boca Raton		0	0%
3	Lake Worth		231	100%
4	Palm Beach Gardens		0	0%
5	Not applicable; I accomplished most of these steps either on-line or over the phone		0	0%
	Total		231	100%

You Are . . . ?

#	Answer		Response	%
1	Male		80	35%
2	Female		150	65%
	Total		230	100%

What is your racial/ethnic background?

#	Answer		Response	%
1	American Indian or Alaskan Native		2	1%
2	Asian		7	3%
3	Black or African American		70	30%
4	Hawaiian or Pacific Islander		4	2%
5	Hispanic or Latino		64	28%
7	Other (please specify:		8	3%
6	White		76	33%
	Total		231	100%

Other (please specify:










Puerto Rican

Haitian

Black Latino

French/Filipino

Which of the following areas do you think would be most helpful to your academic goals?

#	Answer		Response	%
1	Help with reading skills		16	7%
2	Help with math skills		43	20%
3	Help with writing skills		23	10%
4	Help with time management		23	10%
5	Help with study skills and habits		52	24%
6	Help with test anxiety		18	8%
7	Help with communication skills		22	10%
8	Help with computer skills		15	7%
9	Other (please specify)		8	4%
	Total		220	100%

Other (please specify)

and maybe math

interview skills

career choice










Parking is awful, its stressful

Help with motivation

Math, Writing, Study Skills, Communication & computer skills




be aware of all the services and help available

What was your primary education goal when you applied to Palm Beach State College?






#	Answer		Response	%
1	To complete a bachelor or associate degree, then transfer to a university (AA, AS, AAS. BAS, BSN program)		167	73%
2	To take a few courses, then transfer to a university without receiving an associate degree		3	1%
3	To complete an associate degree in an occupational field, then enter the workforce (AS or AAS program)		29	13%
4	To complete a vocational or technical program (vocational certificate)		6	3%
5	To take a few courses, but not to earn a degree or certificate		2	1%
6	To take courses related to my job (Corporate & Continuing Education)		6	3%
7	To take courses for self-improvement		5	2%
8	I was not sure of my educational goals when I applied		4	2%
9	Other (please specify:		7	3%
	Total		229	100%

Other (please specify:
College Credit Certificate
Prerequisites for possible Physicians Assistant or Nursing
EPI
BNS
Get my AA or AS but not sure afterwards
All education in Europe

How many credits/hours do you plan to take each term?

#	Answer		Response	%
1	1-6 credits/hours		50	22%
2	7-12 credits/hours		125	56%
3	More than 12 credits/hours		50	22%
	Total		225	100%

While attending college, I plan to work

#	Answer		Response	%
1	Not at all		34	15%
2	1-20 hours per week		96	42%
3	21-39 hours per week		69	30%
4	40 hours per week		19	8%
5	More than 40 hours per week		10	4%
	Total		228	100%

Student Intake Survey
Palm Beach Gardens Campus
Fall 2012

Getting Information over the phone

#	Question	Excellent (5)	(4)	(3)	(2)	Poor (1)	Responses	Mean
1	Convenience	37	20	9	3	12	81	3.83
2	Friendliness/Courtesy	41	24	11	2	4	82	4.17
3	Easy to use	40	20	11	3	9	83	3.95
4	Well organized/Efficient	34	20	12	8	7	81	3.81
5	Overall Rating	34	23	14	6	4	81	3.95

Getting Information from the College website

#	Question	Excellent (5)	(4)	(3)	(2)	Poor (1)	Responses	Mean
1	Convenience	49	29	3	1	1	83	4.49
2	Friendliness/Courtesy	50	21	7	2	1	81	4.44
3	Easy to use	48	25	7	2	1	83	4.41
4	Well organized/Efficient	46	22	11	3	1	83	4.31
5	Overall Rating	46	26	8	1	1	82	4.40

Application Process

#	Question	Excellent (5)	(4)	(3)	(2)	Poor (1)	Responses	Mean
1	Convenience	50	29	4	0	0	83	4.55
2	Friendliness/Courtesy	50	24	7	1	0	82	4.50
3	Easy to use	45	29	8	1	0	83	4.42
4	Well organized/Efficient	48	25	9	1	0	83	4.45
5	Overall Rating	46	27	9	0	0	82	4.45

Advising

#	Question	Excellent (5)	(4)	(3)	(2)	Poor (1)	Responses	Mean
1	Convenience	50	16	12	1	2	81	4.37
2	Friendliness/Courtesy	52	12	12	3	2	81	4.35
3	Easy to use	48	17	12	3	2	82	4.29
4	Well organized/Efficient	46	19	12	1	2	80	4.33
5	Overall Rating	49	15	13	1	2	80	4.35

Testing

#	Question	Excellent (5)	(4)	(3)	(2)	Poor (1)	Responses	Mean
1	Convenience	48	15	14	1	1	79	4.37
2	Friendliness/Courtesy	47	12	18	1	1	79	4.30
3	Easy to use	43	21	14	0	1	79	4.33
4	Well organized/Efficient	46	16	15	0	1	78	4.36
5	Overall Rating	46	15	17	0	1	79	4.33

Financial Aid

#	Question	Excellent (5)	(4)	(3)	(2)	Poor (1)	Responses	Mean
1	Convenience	41	13	15	6	3	78	4.06
2	Friendliness/Courtesy	44	12	14	4	4	78	4.13
3	Easy to use	40	12	17	7	3	79	4.00
4	Well organized/Efficient	40	11	16	6	4	77	4.00
5	Overall Rating	38	14	18	3	4	77	4.03

Career Center

#	Question	Excellent (5)	(4)	(3)	(2)	Poor (1)	Responses	Mean
1	Convenience	36	16	17	0	0	69	4.28
2	Friendliness/Courtesy	38	12	19	0	0	69	4.28
3	Easy to use	38	14	18	0	0	70	4.29
4	Well organized/Efficient	37	16	17	0	0	70	4.29
5	Overall Rating	37	15	17	0	0	69	4.29









Registration

#	Question	Excellent (5)	(4)	(3)	(2)	Poor (1)	Responses	Mean
1	Convenience	55	16	12	0	0	83	4.52
2	Friendliness/Courtesy	53	19	10	1	0	83	4.49
3	Easy to use	53	17	10	2	0	82	4.48
4	Well organized/Efficient	52	20	8	2	1	83	4.45
5	Overall Rating	50	19	7	5	0	81	4.41

Orientation

#	Question	Excellent (5)	(4)	(3)	(2)	Poor (1)	Responses	Mean
1	Convenience	50	19	8	1	1	79	4.47
2	Friendliness/Courtesy	50	16	9	2	1	78	4.44
3	Easy to use	53	17	8	1	1	80	4.50
4	Well organized/Efficient	50	19	8	1	1	79	4.47
5	Overall Rating	48	20	7	1	1	77	4.47

What is your age category?

#	Answer		Response	%
1	Under 18		3	4%
2	18-20		53	62%
3	21-24		12	14%
4	25-29		4	5%
5	30-34		1	1%
6	35-39		5	6%
7	40-49		5	6%
8	50 or over		2	2%
	Total		85	100%







Finally, the following questions are for classification purposes only. Providing this information will assist us in determining student needs and enhancing services. On which campus did you complete most of the steps involved between applying and registering for classes?

#	Answer		Response	%
1	Belle Glade		0	0%
2	Boca Raton		0	0%
3	Lake Worth		0	0%
4	Palm Beach Gardens		85	100%
5	Not applicable; I accomplished most of these steps either on-line or over the phone		0	0%
	Total		85	100%

You Are . . . ?

#	Answer		Response	%
1	Male		25	29%
2	Female		60	71%
	Total		85	100%

What is your racial/ethnic background?

#	Answer		Response	%
1	American Indian or Alaskan Native		0	0%
2	Asian		3	4%
3	Black or African American		20	24%
4	Hawaiian or Pacific Islander		2	2%
5	Hispanic or Latino		15	18%
7	Other (please specify:		5	6%
6	White		40	47%
	Total		85	100%

Other (please specify:










Multiracial

Black and White

Indian /Back

Hispanic and Black

Which of the following areas do you think would be most helpful to your academic goals?

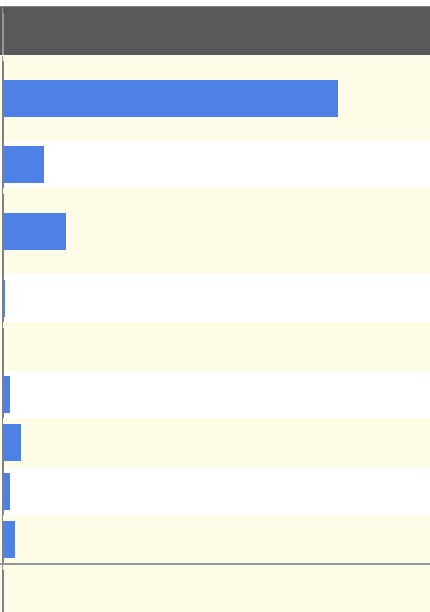
#	Answer		Response	%
1	Help with reading skills		7	8%
2	Help with math skills		18	22%
3	Help with writing skills		9	11%
4	Help with time management		10	12%
5	Help with study skills and habits		19	23%
6	Help with test anxiety		9	11%
7	Help with communication skills		6	7%
8	Help with computer skills		2	2%
9	Other (please specify)		3	4%
	Total		83	100%

Other (please specify)

Help with science and professional school admissions test prep

Faster evaluation of transcripts from other university

24. What was your primary education goal when you applied to Palm Beach State College?




#	Answer	
1	To complete a bachelor or associate degree, then transfer to a university (AA, AS, AAS, BAS, BSN program)	
2	To take a few courses, then transfer to a university without receiving an associate degree	
3	To complete an associate degree in an occupational field, then enter the workforce (AS or AAS program)	
4	To complete a vocational or technical program (vocational certificate)	
5	To take a few courses, but not to earn a degree or certificate	
6	To take courses related to my job (Corporate & Continuing Education)	
7	To take courses for self-improvement	
8	I was not sure of my educational goals when I applied	
9	Other (please specify:	
	Total	

Other (please specify:






MRI program

To take the prerequisite courses for a professional school

25. How many credits/hours do you plan to take each term?

#	Answer		Response	%
1	1-6 credits/hours		17	20%
2	7-12 credits/hours		51	61%
3	More than 12 credits/hours		16	19%
	Total		84	100%

26. While attending college, I plan to work

#	Answer		Response	%
1	Not at all		6	7%
2	1-20 hours per week		38	45%
3	21-39 hours per week		29	34%
4	40 hours per week		10	12%
5	More than 40 hours per week		2	2%
	Total		85	100%