

FINANCIAL AID 101

Helping you navigate the financial aid world at PBSC

In this issue:

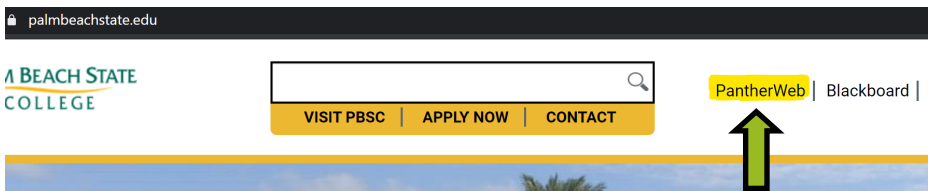
- Looking up what might be missing in your financial aid application

How can I find out what is missing for financial aid?

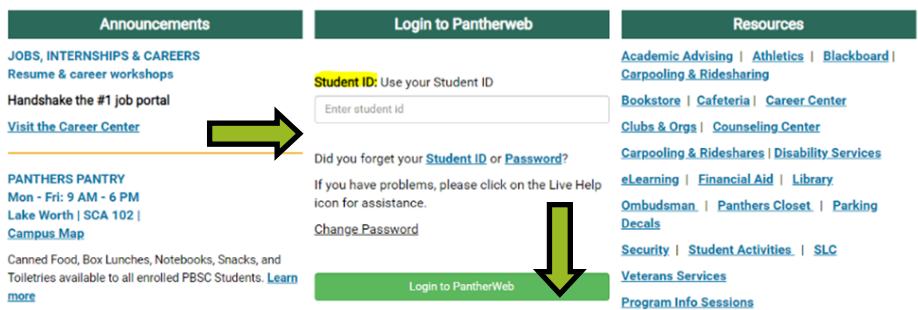
The easiest way to find out if you need to submit documents to complete your financial aid requirements is by logging into your PantherWeb account.

Q: How do I access my PantherWeb account?

A: To access your PantherWeb account, you just go to www.palmbeachstate.edu and click on PantherWeb on the right side of the search bar.

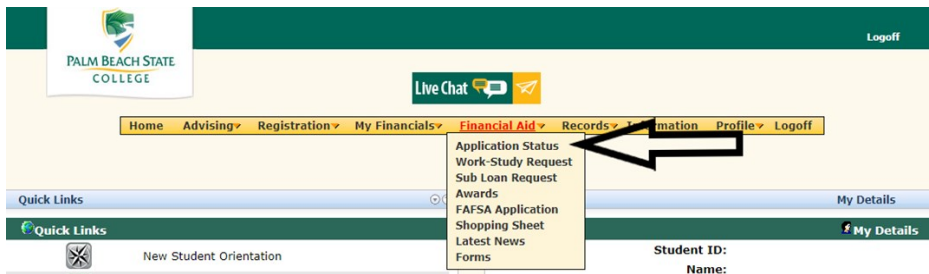


Clicking on the link will take you to the login page. Type your student ID and click on the green box. Your password will be asked on the next page.



Q: Where do I go once I login?

A: Once logged in, you click the “financial aid” link on the links bar at the top, then select “application status”.



On the next page select the financial aid year you wish to review.



And that’s it! You can view what information is pending and then click on the box on the right to take you to the forms page.

